

LEA Name : Jersey Shore Area SD
Address : 175 A & P Drive
Jersey Shore , PA 17740

County : Lycoming
AUN Number : 117414003
LEA Type : SD

Annual Financial Report Accuracy Certification Statement

For Fiscal Year Ending
6/30/2016

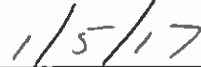
Pennsylvania Department of Education
&
Office of Comptroller Operations

PDE-2056: Intermediate Unit
PDE-2057: School District, AVTS/CTC, Charter School,
and Special Program Jointure

CERTIFICATION: By signing this page I agree that the electronic data submitted is a complete and accurate statement of the financial operations and status of the local education agency for the fiscal year. It has been prepared in accordance with generally accepted accounting principles and established Commonwealth of PA reporting guidelines.




Chief School Administrator Signature



Date



Board Secretary Signature



Date

Adrienne F Craig

Contact Person

(570)398-5050 Ext :

Contact Person Telephone Number

acraig@jsasd.org

Contact Person E-mail Address

(570)398-5089

Contact Person Fax Number

Audit Certification
Annual Financial Report:
For Fiscal Year Ending 6/30/2016
(Pursuant to PA School Code Section 218(b))

LEA Name : Jersey Shore Area SD
AUN Number : 117414003
County : Lycoming

Audit Certification Due: 12/31/2016

This certification is applicable to:

Orig. Annual Financial Report submitted to
Comptroller Operations: _____
Date


Annual Financial Report revisions submitted on: January 5, 2017
Date

Auditing Firm: Baker Tilly Virchow Krause, LLP
1000 Commerce Park Dr., Suite 430
Williamsport, PA 17701

Auditor Contact Name: John Compton
Auditor Phone: 570-651-1730
Auditor E-mail: john.compton@bakertilly.com

CERTIFICATION: By signing this page I agree that the financial statements of the school have been properly audited as noted above pursuant to Article XXIV, and in the auditor's professional opinion, the Annual Financial Report (PDE-2057) submitted on the date referenced is materially consistent with the audited financial statements.

Chief School Administrator


Signature

January 5, 2017
Date

Board Secretary


Signature

January 5, 2017
Date

Adrienne F Craig

Contact Person

acraig@jsasd.org

Contact Person E-mail Address

(570)398-5050

Ext :

Contact Person Telephone Number

(570)398-5089

Contact Person Fax Number

<u>Val Number</u>	<u>Description</u>	<u>Justification</u>
30501	Revenue Detail: AFR amount must equal or exceed PDE FAI System amount. 7311, AFR Rev Detail: 1207137.78 7311, PDE FAI System: \$1,214,912.20	My balance does not include the \$28,601.82 14-15 accrual but it does include the \$20,827.40 that was reported on the FAI report in account 7310. We included in this in 7311 since we cannot use 7310 on the AFR. These two items reconcile the difference.
50450	SESS - 2350 Legal and Accounting Services: SESS Schedule amounts for Special Education vary from prior year by 40% or more. Correct the data or enter a justification. SESS Schedule 2350: \$14,125.43 Prior Year SESS Schedule 2350: \$30,129.90	We had a complex due process litigation case during the 14-15 year which significantly increased legal costs for that year. That case has since been resolved.

Amounts Expressed in Whole Dollars	<u>General Fund</u> <u>(10)</u>	<u>Public Purpose Trust</u> <u>(27)</u>	<u>Other Compt Approved</u> <u>(28)</u>	<u>Athletic / Activity</u> <u>(29)</u>	<u>Capital Reserve (690.</u> <u>1850)</u> <u>(31)</u>
Assets And Deferred Outflows Of Resources					
Assets					
0100 Cash and Cash Equivalents	8,544,906				
0110 Investments					
0120 Taxes Receivable	891,132				
0130 Due From Other Funds	13,887				
0141 Due From Other Governments	352,027				
0142 State Revenue Receivable	1,770,132				
0143 Federal Revenue Receivable	824,814				
0145 Other Intergovernmental Revenue Receivable					
0146 Due from Primary Government					
0147 Due from Component Unit					
0150 Other Receivables	83,538				
0170 Inventories	1,248				
0180 Prepaid Expenses (Expenditures)	53,319				
0190 Other Current Assets					
Total Assets	\$12,535,003				
0910 Deferred Outflows of Resources					
Total Assets And Deferred Outflows Of Resources	\$12,535,003				

Amounts Expressed in Whole Dollars	<u>Capital Reserve (1431)</u> <u>(32)</u>	<u>Other Capital Projects</u> <u>Fund</u> <u>(39)</u>	<u>Debt Service</u> <u>(40)</u>	<u>Permanent</u> <u>(90)</u>	<u>Total Governmental</u> <u>Funds</u>
Assets And Deferred Outflows Of Resources					
Assets					
0100 Cash and Cash Equivalents		1,662,319			10,207,225
0110 Investments					
0120 Taxes Receivable					891,132
0130 Due From Other Funds		619,726			633,613
0141 Due From Other Governments					352,027
0142 State Revenue Receivable					1,770,132
0143 Federal Revenue Receivable					824,814
0145 Other Intergovernmental Revenue Receivable					
0146 Due from Primary Government					
0147 Due from Component Unit					
0150 Other Receivables					83,538
0170 Inventories					1,248
0180 Prepaid Expenses (Expenditures)					53,319
0190 Other Current Assets					
Total Assets		\$2,282,045			\$14,817,048
0910 Deferred Outflows of Resources					
Total Assets And Deferred Outflows Of Resources		\$2,282,045			\$14,817,048

Amounts Expressed in Whole Dollars

	<u>General Fund</u> <u>(10)</u>	<u>Public Purpose Trust</u> <u>(27)</u>	<u>Other Compt Approved</u> <u>(28)</u>	<u>Athletic / Activity</u> <u>(29)</u>	<u>Capital Reserve (690.</u> <u>1850)</u> <u>(31)</u>
Liabilities And Deferred Inflows Of Resources And Fund Balances					
Liabilities					
0400 Due to Other Funds	656,493				
0411 Due to Other Governments					
0412 Due to Primary Government					
0413 Due to Component Unit					
0420 Accounts Payable	960,307				
0430 Contracts Payable					
0440 Current Portion of Long-Term Debt					
0450 Short-Term Payables					
0461 Accrued Salaries and Benefits	3,236,647				
0462 Payroll Deductions and Withholding	87,871				
0480 Unearned Revenues	12,733				
0490 Other Current Liabilities	140				
Total Liabilities	\$4,954,191				
0950 Deferred Inflows of Resources	784,229				
Fund Balances					
0810 Nonspendable Fund Balance	54,567				
0820 Restricted Fund Balance					
0830 Committed Fund Balance	4,080,000				
0840 Assigned Fund Balance					
0850 Unassigned Fund Balance	2,662,016				
Total Fund Balances	\$6,796,583				
Total Liabilities, Deferred Inflows Of Resources And Fund Balances	\$12,535,003				

Amounts Expressed in Whole Dollars	<u>Capital Reserve (1431)</u> <u>(32)</u>	<u>Other Capital Projects</u> <u>Fund</u> <u>(39)</u>	<u>Debt Service</u> <u>(40)</u>	<u>Permanent</u> <u>(90)</u>	<u>Total Governmental</u> <u>Funds</u>
Liabilities And Deferred Inflows Of Resources And Fund Balances					
Liabilities					
0400 Due to Other Funds					656,493
0411 Due to Other Governments					
0412 Due to Primary Government					
0413 Due to Component Unit					
0420 Accounts Payable	184,892				1,145,199
0430 Contracts Payable					
0440 Current Portion of Long-Term Debt					
0450 Short-Term Payables					
0461 Accrued Salaries and Benefits					3,236,647
0462 Payroll Deductions and Withholding					87,871
0480 Unearned Revenues					12,733
0490 Other Current Liabilities					140
Total Liabilities	\$184,892				\$5,139,083
0950 Deferred Inflows of Resources					784,229
Fund Balances					
0810 Nonspendable Fund Balance					54,567
0820 Restricted Fund Balance					
0830 Committed Fund Balance	2,097,153				6,177,153
0840 Assigned Fund Balance					
0850 Unassigned Fund Balance					2,662,016
Total Fund Balances	\$2,097,153				\$8,893,736
Total Liabilities, Deferred Inflows Of Resources And Fund Balances	\$2,282,045				\$14,817,048

Amounts Expressed in Whole Dollars	<u>General Fund</u> <u>(10)</u>	<u>Public Purpose Trust</u> <u>(27)</u>	<u>Other Compt Approved</u> <u>(28)</u>	<u>Athletic / Activity</u> <u>(29)</u>	<u>Capital Reserve (690.</u> <u>1850)</u> <u>(31)</u>
Revenues					
6000 Revenue from Local Sources	16,592,685				
7000 Revenue from State Sources	21,575,479				
8000 Revenue from Federal Sources	648,317				
Total Revenues	\$38,816,481				
Expenditures					
1000 Instruction	23,809,513				
2000 Support Services	10,564,947				
3000 Operation of Non-Instructional Services	715,966				
4000 Facilities Acquisition, Construction and Improvement Services					
5110 Debt Service					
5130 Refund of Prior Year Revenues / Receipts	719				
5140 Short-Term Borrowing – Interest and Costs					
Total Expenditures	\$35,091,145				
Excess (Deficiency) Of Revenues Over Expenditures	\$3,725,336				
Other Financing Sources (Uses)					
9110 Face Value of Bonds Issued					
9120 Proceeds from Refunding of Bonds					
9130 Bond Premiums					
9200 Proceeds from Extended-Term Financing					
9300 Interfund Transfers - IN					
9400 Sale of or Compensation for Loss of Fixed Assets	457,331				
9710 Transfers from Component Units					
9720 Transfers from Primary Governments					
9910 Other Financing Sources Not Listed in the 9000 Series					
9990 Insurance Recoveries					
5120 Debt Service – Refunded Bonds					
5150 Bond Discounts					
5200 Interfund Transfers – Out	4,196,636				
5300 Transfers Out to Component Units/Primary Governments					
Total Other Financing Sources (Uses)	(\$3,739,305)				

Amounts Expressed in Whole Dollars	<u>Capital Reserve (1431)</u> <u>(32)</u>	<u>Other Capital Projects</u> <u>Fund</u> <u>(39)</u>	<u>Debt Service</u> <u>(40)</u>	<u>Permanent</u> <u>(90)</u>	<u>Total Governmental</u> <u>Funds</u>
Revenues					
6000 Revenue from Local Sources	8,992				16,601,677
7000 Revenue from State Sources					21,575,479
8000 Revenue from Federal Sources					648,317
Total Revenues	\$8,992				\$38,825,473
Expenditures					
1000 Instruction					23,809,513
2000 Support Services					10,564,947
3000 Operation of Non-Instructional Services					715,966
4000 Facilities Acquisition, Construction and Improvement Services	811,410				811,410
5110 Debt Service			3,039,706		3,039,706
5130 Refund of Prior Year Revenues / Receipts					719
5140 Short-Term Borrowing – Interest and Costs					
Total Expenditures	\$811,410		\$3,039,706		\$38,942,261
Excess (Deficiency) Of Revenues Over Expenditures	(\$802,418)		(\$3,039,706)		(\$116,788)
Other Financing Sources (Uses)					
9110 Face Value of Bonds Issued					
9120 Proceeds from Refunding of Bonds			3,089,365		3,089,365
9130 Bond Premiums					
9200 Proceeds from Extended-Term Financing					
9300 Interfund Transfers - IN	1,156,930		3,039,706		4,196,636
9400 Sale of or Compensation for Loss of Fixed Assets					457,331
9710 Transfers from Component Units					
9720 Transfers from Primary Governments					
9910 Other Financing Sources Not Listed in the 9000 Series					
9990 Insurance Recoveries					
5120 Debt Service – Refunded Bonds			3,089,365		3,089,365
5150 Bond Discounts					
5200 Interfund Transfers – Out					4,196,636
5300 Transfers Out to Component Units/Primary Governments					
Total Other Financing Sources (Uses)	\$1,156,930		\$3,039,706		\$457,331

Amounts Expressed in Whole Dollars	<u>General Fund</u> <u>(10)</u>	<u>Public Purpose Trust</u> <u>(27)</u>	<u>Other Compt Approved</u> <u>(28)</u>	<u>Athletic / Activity</u> <u>(29)</u>	<u>Capital Reserve</u> (690. <u>1850</u> <u>(31)</u>
Special And Extraordinary Items					
9920 Special Items – Gains					
9930 Extraordinary Items – Gains					
5520 Special Items – Losses					
5530 Extraordinary Items – Losses					
Net Change In Fund Balances	(\$13,969)				
Fund Balance					
0001 Fund Balance - Beginning of Fiscal Year	6,810,552				
Fund Balance - End Of Year	\$6,796,583				

Amounts Expressed in Whole Dollars	<u>Capital Reserve (1431)</u> <u>(32)</u>	<u>Other Capital Projects</u> <u>Fund</u> <u>(39)</u>	<u>Debt Service</u> <u>(40)</u>	<u>Permanent</u> <u>(90)</u>	<u>Total Governmental</u> <u>Funds</u>
Special And Extraordinary Items					
9920 Special Items – Gains					
9930 Extraordinary Items – Gains					
5520 Special Items – Losses					
5530 Extraordinary Items – Losses					
Net Change In Fund Balances	\$354,512				\$340,543
Fund Balance					
0001 Fund Balance - Beginning of Fiscal Year	1,742,641				8,553,193
Fund Balance - End Of Year	\$2,097,153				\$8,893,736

Amounts Expressed in Whole Dollars	<u>Food Service</u> (51)	<u>Child Care</u> <u>Operations</u> (52)	<u>Other Enterprise</u> (58)	<u>TOTAL</u>	<u>Internal Service</u> (60)
Assets And Deferred Outflows Of Resources					
Current Assets					
0100 Cash and Cash Equivalents	22,438			22,438	
0110 Investments					
0130 Due From Other Funds	36,767			36,767	
0141 Due From Other Governments	88,243			88,243	
0142 State Revenue Receivable					
0143 Federal Revenue Receivable					
0146 Due from Primary Government					
0147 Due from Component Unit					
0150 Other Receivables	3,766			3,766	
0170 Inventories	13,908			13,908	
0180 Prepaid Expenses (Expenditures)					
0190 Other Current Assets					
Total Current Assets	\$165,122			\$165,122	
Noncurrent Assets					
0211 Land					
0212 Site Improvements (Net)					
0220 Buildings and Building Improvements (Net)					
0230 Machinery, Equipment and Furniture (Net)	82,274			82,274	
0250 Construction in Progress					
0260 Long Term Prepayments					
0290 Other Noncurrent Assets					
Total Noncurrent Assets	\$82,274			\$82,274	
0910 Deferred Outflows of Resources	103,478			103,478	
Total Assets And Deferred Outflows Of Resources	\$350,874			\$350,874	

Amounts Expressed in Whole Dollars	<u>Food Service</u> (51)	<u>Child Care</u> <u>Operations</u> (52)	<u>Other Enterprise</u> (58)	<u>TOTAL</u>	<u>Internal Service</u> (60)
Liabilities And Deferred Inflows Of Resources And Net Position					
Current Liabilities					
0400 Due to Other Funds	13,792			13,792	
0411 Due to Other Governments					
0413 Due to Component Unit					
0420 Accounts Payable	19,355			19,355	
0430 Contracts Payable					
0440 Current Portion of Long-Term Debt					
0450 Short-Term Payables					
0461 Accrued Salaries and Benefits					
0462 Payroll Deductions and Withholding					
0480 Unearned Revenues	26,869			26,869	
0490 Other Current Liabilities					
Total Current Liabilities	\$60,016			\$60,016	
Noncurrent Liabilities					
0510 Bonds Payable					
0520 Extended-Term Financing Agreements Payable					
0530 Lease-Purchase Obligations					
0540 Accumulated Compensated Absences	4,865			4,865	
0550 Authority Lease Obligations					
0560 Other Post-Employment Benefits (OPEB)					
0570 Net Pension Liability					
0599 Other Long-Term Liabilities	1,199,928			1,199,928	
Total Noncurrent Liabilities	\$1,204,793			\$1,204,793	
Total Liabilities	\$1,264,809			\$1,264,809	
0950 Deferred Inflows of Resources	164,282			164,282	
Net Position					
0791 Invested in Capital Assets, Net of Related Debt	82,274			82,274	
0008 Restricted Net Position (0792 – 0798)					
0799 Unrestricted Net Position	(1,160,491)			(1,160,491)	
Total Net Position	(\$1,078,217)			(\$1,078,217)	
Total Liabilities And Deferred Inflows Of Resources And Net Position	\$350,874			\$350,874	

Amounts Expressed in Whole Dollars	<u>Food Service</u> <u>(51)</u>	<u>Child Care Operations</u> <u>(52)</u>	<u>Other Enterprise</u> <u>(58)</u>	<u>TOTAL</u>	<u>Internal Service</u> <u>(60)</u>
Operating Revenues					
6600 Food Service Revenue	482,605			482,605	
0071 Charges for Services					
0072 Other Operating Revenue					
Total Operating Revenues	\$482,605			\$482,605	
Operating Expenses					
100 Personnel Services – Salaries	361,641			361,641	
200 Personnel Services – Employee Benefits	275,579			275,579	
300 Purchased Professional and Technical Services					
400 Purchased Property Services	11,989			11,989	
500 Other Purchased Services	570,354			570,354	
600 Supplies	76,331			76,331	
740 Depreciation	15,979			15,979	
810 Dues and Fees					
890 Miscellaneous Expenditures					
Total Operating Expenses	\$1,311,873			\$1,311,873	
Operating Income (Loss)	(\$829,268)			(\$829,268)	
Non Operating Revenues (Expenses)					
6500 Earnings on Investments	150			150	
6920 Contributions and Donations from Private Sources					
6930 Gains or Losses on Sale of Fixed Assets					
6991 Refunds of a Prior Year Expenditure					
7000 Revenue from State Sources	101,482			101,482	
8000 Revenue from Federal Sources	691,417			691,417	
820 Claims and Judgments Against the LEA					
830 Interest					
TOTAL Non Operating Revenues (Expenses)	\$793,049			\$793,049	
Income (Loss) Before Contributions And Transfers	(\$36,219)			(\$36,219)	

Amounts Expressed in Whole Dollars	<u>Food Service</u> <u>(51)</u>	<u>Child Care Operations</u> <u>(52)</u>	<u>Other Enterprise</u> <u>(58)</u>	<u>TOTAL</u>	<u>Internal Service</u> <u>(60)</u>
Contributions, Transfers, and Special and Extraordinary Items					
5200 Interfund Transfers – Out					
5300 Transfers Out to Component Units/Primary Governments					
5520 Special Items – Losses					
5530 Extraordinary Items – Losses					
9300 Interfund Transfers - IN					
9500 Capital Contributions					
9700 Transfers IN From Component Units/Primary Governments					
9920 Special Items – Gains					
9930 Extraordinary Items – Gains					
Change In Net Position	(\$36,219)			(\$36,219)	
0002 Net Position - Beginning of Fiscal Year	(1,041,998)			(1,041,998)	
0003 Accounting Changes / Residual Equity Transfers					
Net Position - End Of Year	(\$1,078,217)			(\$1,078,217)	

Amounts Expressed in Whole Dollars	<u>Food Service</u> <u>(51)</u>	<u>Child Care Operations</u> <u>(52)</u>	<u>Other Enterprise</u> <u>(58)</u>	<u>TOTAL</u>	<u>Internal Service(60)</u>
Cash Flows From Operating Activities					
0011 Cash Receipts From Users	462,657			462,657	
0012 Cash Receipts From Assessments Made to Other Funds					
0013 Cash Receipts From Earnings on Investments					
0014 Cash Receipts From Other Operating Revenue					
0015 Cash Payments To Employees For Services	618,609			618,609	
0016 Cash Payments For Insurance Claims					
0017 Cash Payments To Suppliers For Goods and Services	652,789			652,789	
0018 Cash Payments For Other Operating Expenses					
Net Cash Provided By (Used For) Operating Activities	(\$808,741)			(\$808,741)	
Cash Flows From Non-Capital Financing Activities					
0021 Receipts From Local Sources - 6000					
0022 Receipts From State Sources - 7000	102,835			102,835	
0023 Receipts From Federal Sources -8000	701,635			701,635	
0024 Notes and Loans Received (Repaid)					
0025 Interest Paid on Notes/Loans - 5100-830					
0026 Operating Transfers In (Out)/Residual Equity Trans					
0027 Operating Transfers In (Out) Primary Government / Comp Unit					
0028 Receipts From Refund of Prior Year Expenditures - 6991					
0029 Special and Extraordinary Gains (losses)					
Net Cash Prov By (Used for) Non-Capital Financing Activities	\$804,470			\$804,470	
Cash Flows From Capital and Related Financing Activities					
0031 Payments For Fac Acq, Const, and Imp - 4000	(7,820)			(7,820)	
0032 Gain / (Loss) on Sale of Fixed Assets - 6930					
0033 Proceeds From Extended Term Financing - 9200					
0034 Principal Paid on Financing Agreements					
0035 Interest Paid on Financing Agreements - 5100-830					
0036 (Inc) Dec in Contributed Capital					
Net Cash Prov By (Used for) Capital and Related Financing Activities	(\$7,820)			(\$7,820)	
Cash Flows From Investing Activities					
0041 Earnings on Investments - 6500	150			150	
0042 Purchase of Inv Securities / Deposits to Inv Pools					
0043 Receipts From Investment Pool Withdrawals					
0044 Proceeds from Sale and Maturity of Inv Securities					
0045 Loans Received (Paid)					
Net Cash Prov By (Used for) Investing Activities	\$150			\$150	

	<u>Food Service</u> <u>(51)</u>	<u>Child Care Operations</u> <u>(52)</u>	<u>Other Enterprise</u> <u>(58)</u>	<u>TOTAL</u>	<u>Internal Service</u> <u>(60)</u>
Net Increase (Decrease) in Cash Flows	(11,941)			(11,941)	
0004 Cash and Cash Equivalents Beginning of Year	34,379			34,379	
Cash and Cash Equivalents at Year End	\$22,438			\$22,438	

Reconciliation of Operating Income (Loss) To Net Cash Provided by (Used For) Operating Activities

0005 Operating Income (Loss) per REP	(829,268)			(829,268)	
Adjustments					
0051 Depreciation and Net Amortization	15,979			15,979	
0052 Provision for Uncollectible Accounts					
0053 Other Adjustments					
Effect of Changes in Assets, Liabilities, Deferred Outflows and Deferred Inflows					
0054 (Inc) Dec In Accounts Receivable (0120-0150)	(2,777)			(2,777)	
0055 Advances to Other Funds (0160)	(15,407)			(15,407)	
0056 (Inc) Dec in Inventories (0170)	4,630			4,630	
0057 (Inc) Dec in Prepaid Expenses (0180)					
0058 (Inc) Dec in Other Current or Noncurrent Assets					
0064 Deferred Outflows (0910)					
0059 Inc (Dec) in Accounts Payable (0400-0450)	1,255			1,255	
0060 Inc (Dec) in Accrued Salaries/Benefits (0461)	435			435	
0065 Inc (Dec) in Net Pension Liabilities (0570)					
0066 Inc (Dec) in Other Postemp Benefit Oblig (0560)					
0061 Inc (Dec) in Payroll Deductions/Withholding (0462)					
0062 Inc (Dec) in Unearned Revenue (0480)	(1,764)			(1,764)	
0063 Inc (Dec) in Other Current or Noncurrent Liabilities	18,176			18,176	
0067 Deferred Inflows (0950)					
Total Adjustments	\$20,527			\$20,527	
Cash Provided By (Used for) Total	(\$808,741)			(\$808,741)	

COMBINED STATEMENT OF CASH FLOWS
SCHEDULE OF NONCASH INVESTING, CAPITAL, AND FINANCING ACTIVITIES

Explanation of Transaction and Balance Sheet Effect	Amount
Total	

LEA : 117414003 Jersey Shore Area SD

Printed 1/10/2017 3:28:03 PM

Amounts Expressed in Whole Dollars

Private Purpose Trust
(71)

Investment Trust
(72)

Pension Trust
(73)

Activity
(81)

Assets And Deferred Outflows Of Resources

Assets

0100 Cash and Cash Equivalents	185,508
0110 Investments	
0130 Due From Other Funds	93,114
0147 Due from Component Unit	
0150 Other Receivables	
0170 Inventories	
0180 Prepaid Expenses (Expenditures)	
0190 Other Current Assets	
0220 Buildings and Building Improvements (Net)	
0230 Machinery, Equipment and Furniture (Net)	

Total Assets	\$278,622
---------------------	------------------

0910 Deferred Outflows of Resources

Total Assets And Deferred Outflows Of Resources	\$278,622
--	------------------

LEA : 117414003 Jersey Shore Area SD

Printed 1/10/2017 3:28:03 PM

Amounts Expressed in Whole Dollars

	<u>Other Agency</u> <u>(89)</u>	<u>Discrete Component Units</u> <u>(98)</u>	<u>Discrete Component Units</u> <u>(99)</u>	<u>Total Fiduciary Funds</u>
Assets And Deferred Outflows Of Resources				
Assets				
0100 Cash and Cash Equivalents		172,781		358,289
0110 Investments				
0130 Due From Other Funds				93,114
0147 Due from Component Unit				
0150 Other Receivables				
0170 Inventories				
0180 Prepaid Expenses (Expenditures)				
0190 Other Current Assets				
0220 Buildings and Building Improvements (Net)				
0230 Machinery, Equipment and Furniture (Net)				
Total Assets		\$172,781		\$451,403
0910 Deferred Outflows of Resources				
Total Assets And Deferred Outflows Of Resources		\$172,781		\$451,403

LEA : 117414003 Jersey Shore Area SD

Printed 1/10/2017 3:28:03 PM

Amounts Expressed in Whole Dollars	<u>Private Purpose Trust</u> (71)	<u>Investment Trust</u> (72)	<u>Pension Trust</u> (73)	<u>Activity</u> (81)
Liabilities, Deferred Inflows Of Resources And Net Position				
Liabilities				
0400 Due to Other Funds				
0411 Due to Other Governments				
0412 Due to Primary Government				
0413 Due to Component Unit				
0420 Accounts Payable				
0430 Contracts Payable				
0450 Short-Term Payables				
0461 Accrued Salaries and Benefits				
0462 Payroll Deductions and Withholding				
0480 Unearned Revenues				
0490 Other Current Liabilities				
Total Liabilities				
0950 Deferred Inflows of Resources				
Net Position				
0791 Invested in Capital Assets, Net of Related Debt				
0009 Restricted Net Position (0792 – 0798)		278,622		
0799 Unrestricted Net Position				
Total Net Position				
		\$278,622		
Total Liabilities, Deferred Inflows Of Resources And Net Position				
		\$278,622		

LEA : 117414003 Jersey Shore Area SD

Printed 1/10/2017 3:28:03 PM

Amounts Expressed in Whole Dollars	<u>Other Agency</u> <u>(89)</u>	<u>Discrete Component Units</u> <u>(98)</u>	<u>Discrete Component Units</u> <u>(99)</u>	<u>Total Fiduciary Funds</u>
Liabilities, Deferred Inflows Of Resources And Net Position				
Liabilities				
0400 Due to Other Funds	93,209			93,209
0411 Due to Other Governments				
0412 Due to Primary Government				
0413 Due to Component Unit				
0420 Accounts Payable				
0430 Contracts Payable				
0450 Short-Term Payables				
0461 Accrued Salaries and Benefits				
0462 Payroll Deductions and Withholding				
0480 Unearned Revenues				
0490 Other Current Liabilities	79,572			79,572
Total Liabilities	\$172,781			\$172,781
0950 Deferred Inflows of Resources				
Net Position				
0791 Invested in Capital Assets, Net of Related Debt				
0009 Restricted Net Position (0792 – 0798)				278,622
0799 Unrestricted Net Position				
Total Net Position				\$278,622
Total Liabilities, Deferred Inflows Of Resources And Net Position	\$172,781			\$451,403

Amounts Expressed in Whole Dollars	<u>Private Purpose Trust</u> <u>(71)</u>	<u>Investment Trust</u> <u>(72)</u>	<u>Pension Trust</u> <u>(73)</u>	<u>Discrete Component</u> <u>Units</u> <u>(98)</u>	<u>Discrete Component</u> <u>Units</u> <u>(99)</u>	<u>Total Fiduciary</u> <u>Funds</u>
Additions						
0091 Gifts and Contributions		134,397				134,397
0092 Other Additions		565				565
Deductions						
0093 Scholarships Awarded		141,525				141,525
0094 Other Deductions						
Change In Net Position		(\$6,563)				(\$6,563)
0006 Net Position – Beginning of Fiscal Year		285,185				285,185
0007 Net Position Held in Trust for Pension Benefits						
Net Position - End of Fiscal Year		\$278,622				\$278,622

	<u>Revenue Reported In Current Year</u>	<u>Current Year Tax Accrual</u>	<u>Prior Year Tax Accrual</u>	<u>Taxes Collected In Current Year</u>
<u>Revenue from Local Sources</u>				
6111 Current Real Estate Taxes	10,996,405.59	47,402.44	49,687.56	10,998,690.71
6112 Interim Real Estate Taxes	24,577.51			24,577.51
6113 Public Utility Realty Taxes	17,500.86			17,500.86
6114 Payments in Lieu of Current Taxes - State / Local	149,819.26			149,819.26
6151 Current Act 511 Earned Income Taxes	3,843,897.56	344,281.79	429,559.34	3,929,175.11
6153 Current Act 511 Real Estate Transfer Taxes	200,307.10	13,344.43	30,255.14	217,217.81
6411 Delinquent Real Estate Taxes	631,679.68	65,079.05	56,161.86	622,762.49
6420 Delinquent Per Capita Taxes, Section 679	867.17	23.30	5.50	849.37
6440 Delinquent Local Enabling Taxes - Flat Rate Assessments	867.13	23.30	5.50	849.33
6500 Earnings on Investments	24,703.62			
6700 Revenues from LEA Activities	78,645.00			
6821 State Revenue Received from Other Pennsylvania Public LEAs	6,454.00			
6832 Federal IDEA Revenue Received as Pass Through	479,219.13			
6910 Rentals	10,034.88			
6920 Contributions and Donations from Private Sources	15,526.00			
6941 Regular Day School Tuition	20,678.80			
6991 Refunds of a Prior Year Expenditure	1,104.44			
6999 Other Revenues Not Specified Above	90,396.99			
TOTAL Revenue from Local Sources	\$16,592,684.72	\$470,154.31	\$565,674.90	\$15,961,442.45

**Revenue Reported
In Current Year**

Revenue from State Sources

7110 Basic Education Funding	12,736,649.70		
7160 Tuition for Orphans Subsidy	32,900.01		
7220 Vocational Education	89,998.62		
7271 Special Education funds for School-Aged Pupils	1,748,004.83		
7292 Pre-K Counts	98,034.71		
7311 Pupil Transportation Subsidy	1,207,137.78		
7312 Nonpublic and Charter School Pupil Transportation Subsidy	98,560.00		
7320 Rental and Sinking Fund Payments / Building Reimbursement Subsidy	617,997.28		
7330 Health Services (Medical, Dental, Nurse, Act 25)	46,107.72		
7340 State Property Tax Reduction Allocation	1,142,563.44		
7360 Safe Schools	38,752.75		
7505 Ready to Learn Block Grant	461,726.00		
7509 Supplemental Equipment Grants	8,181.21		
7810 State Share of Social Security and Medicare Taxes	689,844.20		
7820 State Share of Retirement Contributions	2,559,020.30		
TOTAL Revenue from State Sources	\$21,575,478.55		

**Revenue Reported
In Current Year**

Revenue from Federal Sources

8514 NCLB, Title I - Improving the Academic Achievement of the Disadvantaged	425,834.00			
8515 NCLB, Title II - Preparing, Training and Recruiting High Quality Teachers and Principals	123,294.00			
8521 Vocational Education - Operating Expenditures	33,329.00			
8810 School-Based Access Medicaid Reimbursement Program (SBAP) Reimbursements (Access)	65,859.75			
TOTAL Revenue from Federal Sources	\$648,316.75			

	<u>Revenue Reported In Current Year</u>			
<u>Other Financing Sources</u>				
9400 Sale of or Compensation for Loss of Fixed Assets	457,331.00			
TOTAL Other Financing Sources	\$457,331.00			
TOTAL FROM ALL SOURCES	\$39,273,811.02	\$470,154.31	\$565,674.90	\$15,961,442.45

Revenue from Local Sources	16,592,684.72
Revenue from State Sources	21,575,478.55
Revenue from Federal Sources	648,316.75
Other Financing Sources	457,331.00
TOTAL FROM ALL SOURCES	\$39,273,811.02

General Fund (10)

	<u>Total</u>
1000 Instruction	
100 Personnel Services – Salaries	
100 Personnel Services – Salaries	11,803,489.84
Total Personnel Services – Salaries	\$11,803,489.84
200 Personnel Services – Employee Benefits	
210 Group Insurance – Contracted Provider	3,555,850.33
220 Social Security Contributions	876,219.59
230 PSERS Retirement Contributions	3,075,602.37
250 Unemployment Compensation	23,158.52
260 Workers’ Compensation	54,144.79
290 Other Current Employee Benefits	30,075.00
Total Personnel Services – Employee Benefits	\$7,615,050.60
300 Purchased Professional and Technical Services	
322 Professional Educational Services – Ius	807,658.55
329 Professional Educational Services – Other	533,264.07
330 Other Professional Services	15,880.59
340 Technical Services	145,377.11
390 Other Purchased Professional and Technical Services	81,755.50
Total Purchased Professional and Technical Services	\$1,583,935.82
400 Purchased Property Services	
430 Repairs and Maintenance Services	6,547.59
440 Rentals	327,709.68
Total Purchased Property Services	\$334,257.27
500 Other Purchased Services	
510 Student Transportation Services	53,370.57
530 Communications	671.68
561 Tuition To Other School Districts Within the State	53,797.43
562 Tuition To Pennsylvania Charter Schools	1,453,486.63
566 Tuition To Institutions of Higher Education and Technical Institutes	2,500.00
580 Travel	34,807.99
597 Direct Payments To Intermediate Units for Institutionalized Childrens' Program	301.24
599 Other Miscellaneous Purchased Services	34,405.46
Total Other Purchased Services	\$1,633,341.00
600 Supplies	
610 General Supplies	337,649.36
630 Food	1,307.93
640 Books and Periodicals	261,619.98
Total Supplies	\$600,577.27
700 Property	
750 Equipment – Original and Additional	164,309.35
760 Equipment – Replacement	2,965.00
Total Property	\$167,274.35

LEA : 117414003 Jersey Shore Area SD

Printed 1/10/2017 3:28:07 PM

General Fund (10)

1000 Instruction

Total

800 Other Objects

810 Dues and Fees

2,596.00

890 Miscellaneous Expenditures

68,990.87

Total Other Objects

\$71,586.87

Total 1000 Instruction

\$23,809,513.02

General Fund (10)

1100 Regular Programs – Elementary / Secondary

100 Personnel Services – Salaries

	<u>Elementary</u>	<u>Secondary</u>	<u>Federal</u>	<u>Total</u>
100 Personnel Services – Salaries	4,341,528.96	4,358,984.35	438,176.87	9,138,690.18
Total Personnel Services – Salaries	\$4,341,528.96	\$4,358,984.35	\$438,176.87	\$9,138,690.18

200 Personnel Services – Employee Benefits

210 Group Insurance – Contracted Provider	1,365,254.79	1,437,750.30	1,589.21	2,804,594.30
220 Social Security Contributions	322,918.32	324,046.08	32,122.34	679,086.74
230 PSERS Retirement Contributions	1,169,217.51	1,163,210.24	56,612.73	2,389,040.48
250 Unemployment Compensation	9,235.64	2,690.88		11,926.52
260 Workers' Compensation	19,734.72	19,751.87	2,188.52	41,675.11
290 Other Current Employee Benefits	20,725.00	9,275.00		30,000.00
Total Personnel Services – Employee Benefits	\$2,907,085.98	\$2,956,724.37	\$92,512.80	\$5,956,323.15

300 Purchased Professional and Technical Services

322 Professional Educational Services – Ius		136,425.00		136,425.00
329 Professional Educational Services – Other	195,401.21	177,800.41		373,201.62
330 Other Professional Services	1,511.40	938.60		2,450.00
340 Technical Services	73,242.57	57,208.04		130,450.61
390 Other Purchased Professional and Technical Services	12,172.37	10,764.08		22,936.45
Total Purchased Professional and Technical Services	\$282,327.55	\$383,136.13		\$665,463.68

400 Purchased Property Services

430 Repairs and Maintenance Services	744.61	5,802.98		6,547.59
440 Rentals	168,207.47	159,502.21		327,709.68
Total Purchased Property Services	\$168,952.08	\$165,305.19		\$334,257.27

500 Other Purchased Services

510 Student Transportation Services	1,701.39	9,539.60		11,240.99
562 Tuition To Pennsylvania Charter Schools	463,711.01	410,061.39		873,772.40
566 Tuition To Institutions of Higher Education and Technical Institutes		2,500.00		2,500.00
580 Travel	2,226.81	28,693.13		30,919.94
599 Other Miscellaneous Purchased Services	3,408.13	2,359.19		5,767.32
Total Other Purchased Services	\$471,047.34	\$453,153.31		\$924,200.65

600 Supplies

610 General Supplies	80,927.25	163,523.93	6,197.31	250,648.49
630 Food	217.59	1,090.34		1,307.93
640 Books and Periodicals	111,909.94	117,318.10		229,228.04
Total Supplies	\$193,054.78	\$281,932.37	\$6,197.31	\$481,184.46

700 Property

750 Equipment – Original and Additional	66,172.51	71,716.14		137,888.65
Total Property	\$66,172.51	\$71,716.14		\$137,888.65

800 Other Objects

810 Dues and Fees	132.00	1,720.00		1,852.00
Total Other Objects	\$132.00	\$1,720.00		\$1,852.00

Total 1100 Regular Programs – Elementary / Secondary

Total 1100 Regular Programs – Elementary / Secondary	\$8,430,301.20	\$8,672,671.86	\$536,886.98	\$17,639,860.04
---	-----------------------	-----------------------	---------------------	------------------------

LEA : 117414003 Jersey Shore Area SD

Printed 1/10/2017 3:28:07 PM

Page - 4 of 24

General Fund (10)**1110 Regular Programs**

	<u>Elementary</u>	<u>Secondary</u>	<u>Federal</u>	<u>Total</u>
100 Personnel Services – Salaries				
100 Personnel Services – Salaries	4,341,528.96	4,358,984.35	438,176.87	9,138,690.18
Total Personnel Services – Salaries	\$4,341,528.96	\$4,358,984.35	\$438,176.87	\$9,138,690.18
200 Personnel Services – Employee Benefits				
210 Group Insurance – Contracted Provider	1,365,254.79	1,437,750.30	1,589.21	2,804,594.30
220 Social Security Contributions	322,918.32	324,046.08	32,122.34	679,086.74
230 PSERS Retirement Contributions	1,169,217.51	1,163,210.24	56,612.73	2,389,040.48
250 Unemployment Compensation	9,235.64	2,690.88		11,926.52
260 Workers' Compensation	19,734.72	19,751.87	2,188.52	41,675.11
290 Other Current Employee Benefits	20,725.00	9,275.00		30,000.00
Total Personnel Services – Employee Benefits	\$2,907,085.98	\$2,956,724.37	\$92,512.80	\$5,956,323.15
300 Purchased Professional and Technical Services				
322 Professional Educational Services – Ius		136,425.00		136,425.00
329 Professional Educational Services – Other	195,401.21	177,800.41		373,201.62
330 Other Professional Services	1,511.40	938.60		2,450.00
340 Technical Services	73,242.57	57,208.04		130,450.61
390 Other Purchased Professional and Technical Services	12,172.37	10,764.08		22,936.45
Total Purchased Professional and Technical Services	\$282,327.55	\$383,136.13		\$665,463.68
400 Purchased Property Services				
430 Repairs and Maintenance Services	744.61	5,802.98		6,547.59
440 Rentals	168,207.47	159,502.21		327,709.68
Total Purchased Property Services	\$168,952.08	\$165,305.19		\$334,257.27
500 Other Purchased Services				
510 Student Transportation Services	1,701.39	9,539.60		11,240.99
562 Tuition To Pennsylvania Charter Schools	463,711.01	410,061.39		873,772.40
566 Tuition To Institutions of Higher Education and Technical Institutes		2,500.00		2,500.00
580 Travel	2,226.81	28,693.13		30,919.94
599 Other Miscellaneous Purchased Services	3,408.13	2,359.19		5,767.32
Total Other Purchased Services	\$471,047.34	\$453,153.31		\$924,200.65
600 Supplies				
610 General Supplies	80,927.25	163,523.93	6,197.31	250,648.49
630 Food	217.59	1,090.34		1,307.93
640 Books and Periodicals	111,909.94	117,318.10		229,228.04
Total Supplies	\$193,054.78	\$281,932.37	\$6,197.31	\$481,184.46
700 Property				
750 Equipment – Original and Additional	66,172.51	71,716.14		137,888.65
Total Property	\$66,172.51	\$71,716.14		\$137,888.65
800 Other Objects				
810 Dues and Fees	132.00	1,720.00		1,852.00
Total Other Objects	\$132.00	\$1,720.00		\$1,852.00
Total 1110 Regular Programs	\$8,430,301.20	\$8,672,671.86	\$536,886.98	\$17,639,860.04

General Fund (10)

1200 Special Programs – Elementary / Secondary	<u>Elementary</u>	<u>Secondary</u>	<u>Federal</u>	<u>Total</u>
100 Personnel Services – Salaries				
100 Personnel Services – Salaries	744,101.20	1,075,603.01	286,402.29	2,106,106.50
Total Personnel Services – Salaries	\$744,101.20	\$1,075,603.01	\$286,402.29	\$2,106,106.50
200 Personnel Services – Employee Benefits				
210 Group Insurance – Contracted Provider	276,176.02	288,849.44	45,517.33	610,542.79
220 Social Security Contributions	54,921.91	79,516.54	21,266.38	155,704.83
230 PSERS Retirement Contributions	190,056.79	277,681.58	78,988.81	546,727.18
250 Unemployment Compensation	11,232.00			11,232.00
260 Workers' Compensation	3,481.73	4,926.64	1,431.96	9,840.33
290 Other Current Employee Benefits		75.00		75.00
Total Personnel Services – Employee Benefits	\$535,868.45	\$651,049.20	\$147,204.48	\$1,334,122.13
300 Purchased Professional and Technical Services				
322 Professional Educational Services – Ius	345,943.96	270,816.02		616,759.98
329 Professional Educational Services – Other	25,951.02	42,290.97	389.70	68,631.69
330 Other Professional Services	9,553.27	3,377.32		12,930.59
340 Technical Services	8,022.59	4,411.41		12,434.00
390 Other Purchased Professional and Technical Services	24,713.61	21,854.34		46,567.95
Total Purchased Professional and Technical Services	\$414,184.45	\$342,750.06	\$389.70	\$757,324.21
500 Other Purchased Services				
510 Student Transportation Services	11,110.35	11,836.32		22,946.67
530 Communications	356.46	315.22		671.68
561 Tuition To Other School Districts Within the State		22,687.64		22,687.64
562 Tuition To Pennsylvania Charter Schools	307,607.61	272,106.62		579,714.23
599 Other Miscellaneous Purchased Services	17,190.36	11,447.78		28,638.14
Total Other Purchased Services	\$336,264.78	\$318,393.58		\$654,658.36
600 Supplies				
610 General Supplies	1,787.77	6,314.05	6,435.96	14,537.78
640 Books and Periodicals		1,911.77	30,309.95	32,221.72
Total Supplies	\$1,787.77	\$8,225.82	\$36,745.91	\$46,759.50
700 Property				
750 Equipment – Original and Additional			9,490.00	9,490.00
Total Property			\$9,490.00	\$9,490.00
800 Other Objects				
810 Dues and Fees			450.00	450.00
890 Miscellaneous Expenditures	242.08	214.08		456.16
Total Other Objects	\$242.08	\$214.08	\$450.00	\$906.16
Total 1200 Special Programs – Elementary / Secondary	\$2,032,448.73	\$2,396,235.75	\$480,682.38	\$4,909,366.86

LEA : 117414003 Jersey Shore Area SD

Printed 1/10/2017 3:28:07 PM

Page - 6 of 24

General Fund (10)**1210 Life Skills Support**

	<u>Elementary</u>	<u>Secondary</u>	<u>Federal</u>	<u>Total</u>
100 Personnel Services – Salaries				
100 Personnel Services – Salaries	127,503.31	146,809.89	155,086.00	429,399.20
Total Personnel Services – Salaries	\$127,503.31	\$146,809.89	\$155,086.00	\$429,399.20
200 Personnel Services – Employee Benefits				
210 Group Insurance – Contracted Provider	62,872.51	75,447.02	44,069.33	182,388.86
220 Social Security Contributions	9,209.81	10,978.22	11,374.71	31,562.74
230 PSERS Retirement Contributions	32,262.44	37,935.60	40,074.22	110,272.26
260 Workers' Compensation	637.45	734.02	775.34	2,146.81
Total Personnel Services – Employee Benefits	\$104,982.21	\$125,094.86	\$96,293.60	\$326,370.67
300 Purchased Professional and Technical Services				
322 Professional Educational Services – Ius		71,461.18		71,461.18
329 Professional Educational Services – Other	5,602.21	5,724.73		11,326.94
Total Purchased Professional and Technical Services	\$5,602.21	\$77,185.91		\$82,788.12
500 Other Purchased Services				
510 Student Transportation Services	1,013.78	3,065.65		4,079.43
599 Other Miscellaneous Purchased Services	4,591.82	5,552.16		10,143.98
Total Other Purchased Services	\$5,605.60	\$8,617.81		\$14,223.41
600 Supplies				
610 General Supplies	117.03	2,807.96		2,924.99
Total Supplies	\$117.03	\$2,807.96		\$2,924.99
Total 1210 Life Skills Support	\$243,810.36	\$360,516.43	\$251,379.60	\$855,706.39

General Fund (10)

1220 Sensory Support

	<u>Elementary</u>	<u>Secondary</u>	<u>Federal</u>	<u>Total</u>
100 Personnel Services – Salaries				
100 Personnel Services – Salaries	37,638.00			37,638.00
Total Personnel Services – Salaries	\$37,638.00			\$37,638.00
200 Personnel Services – Employee Benefits				
210 Group Insurance – Contracted Provider	12,574.49			12,574.49
220 Social Security Contributions	2,789.79			2,789.79
230 PSERS Retirement Contributions	9,725.77			9,725.77
260 Workers' Compensation	188.23			188.23
Total Personnel Services – Employee Benefits	\$25,278.28			\$25,278.28
300 Purchased Professional and Technical Services				
322 Professional Educational Services – Ius	30,140.94	26,653.74		56,794.68
Total Purchased Professional and Technical Services	\$30,140.94	\$26,653.74		\$56,794.68
500 Other Purchased Services				
599 Other Miscellaneous Purchased Services	2,007.66			2,007.66
Total Other Purchased Services	\$2,007.66			\$2,007.66
600 Supplies				
610 General Supplies			907.30	907.30
Total Supplies			\$907.30	\$907.30
800 Other Objects				
810 Dues and Fees			450.00	450.00
Total Other Objects			\$450.00	\$450.00
Total 1220 Sensory Support	\$95,064.88	\$26,653.74	\$1,357.30	\$123,075.92

General Fund (10)

1230 Emotional Support

	<u>Elementary</u>	<u>Secondary</u>	<u>Federal</u>	<u>Total</u>
100 Personnel Services – Salaries				
100 Personnel Services – Salaries	59,253.70	16,956.95	58,260.91	134,471.56
Total Personnel Services – Salaries	\$59,253.70	\$16,956.95	\$58,260.91	\$134,471.56
200 Personnel Services – Employee Benefits				
210 Group Insurance – Contracted Provider	37,260.48	12,574.50	724.00	50,558.98
220 Social Security Contributions	4,453.29	1,297.18	4,308.13	10,058.60
230 PSERS Retirement Contributions	15,311.37	4,381.66	20,037.05	39,730.08
260 Workers' Compensation	296.38	84.73	291.32	672.43
Total Personnel Services – Employee Benefits	\$57,321.52	\$18,338.07	\$25,360.50	\$101,020.09
300 Purchased Professional and Technical Services				
322 Professional Educational Services – Ius	153,192.03	12,114.95		165,306.98
329 Professional Educational Services – Other	1,795.70	1,658.25		3,453.95
Total Purchased Professional and Technical Services	\$154,987.73	\$13,773.20		\$168,760.93
500 Other Purchased Services				
599 Other Miscellaneous Purchased Services	1,139.20	1,058.55		2,197.75
Total Other Purchased Services	\$1,139.20	\$1,058.55		\$2,197.75
Total 1230 Emotional Support	\$272,702.15	\$50,126.77	\$83,621.41	\$406,450.33

General Fund (10)

1240 Academic Support

	<u>Elementary</u>	<u>Secondary</u>	<u>Federal</u>	<u>Total</u>
100 Personnel Services – Salaries				
100 Personnel Services – Salaries	482,140.57	911,197.17	69,777.00	1,463,114.74
Total Personnel Services – Salaries	\$482,140.57	\$911,197.17	\$69,777.00	\$1,463,114.74
200 Personnel Services – Employee Benefits				
210 Group Insurance – Contracted Provider	138,319.53	200,827.92	724.00	339,871.45
220 Social Security Contributions	35,645.66	67,186.66	5,337.80	108,170.12
230 PSERS Retirement Contributions	123,050.23	235,199.20	18,030.41	376,279.84
250 Unemployment Compensation	11,232.00			11,232.00
260 Workers' Compensation	2,172.00	4,104.31	348.91	6,625.22
Total Personnel Services – Employee Benefits	\$310,419.42	\$507,318.09	\$24,441.12	\$842,178.63
300 Purchased Professional and Technical Services				
322 Professional Educational Services – lus		12,693.66		12,693.66
329 Professional Educational Services – Other	18,553.11	34,907.99		53,461.10
Total Purchased Professional and Technical Services	\$18,553.11	\$47,601.65		\$66,154.76
500 Other Purchased Services				
510 Student Transportation Services	178.40			178.40
562 Tuition To Pennsylvania Charter Schools	307,607.61	272,106.62		579,714.23
599 Other Miscellaneous Purchased Services	7,007.63	4,837.07		11,844.70
Total Other Purchased Services	\$314,793.64	\$276,943.69		\$591,737.33
600 Supplies				
640 Books and Periodicals		1,911.77		1,911.77
Total Supplies		\$1,911.77		\$1,911.77
Total 1240 Academic Support	\$1,125,906.74	\$1,744,972.37	\$94,218.12	\$2,965,097.23

General Fund (10)

	<u>Elementary</u>	<u>Secondary</u>	<u>Federal</u>	<u>Total</u>
1241 Learning Support – Public				
100 Personnel Services – Salaries				
100 Personnel Services – Salaries	458,999.77	911,197.17	69,777.00	1,439,973.94
Total Personnel Services – Salaries	\$458,999.77	\$911,197.17	\$69,777.00	\$1,439,973.94
200 Personnel Services – Employee Benefits				
210 Group Insurance – Contracted Provider	138,319.53	200,827.92	724.00	339,871.45
220 Social Security Contributions	33,875.39	67,186.66	5,337.80	106,399.85
230 PSERS Retirement Contributions	117,070.65	235,199.20	18,030.41	370,300.26
250 Unemployment Compensation	11,232.00			11,232.00
260 Workers' Compensation	2,056.30	4,104.31	348.91	6,509.52
Total Personnel Services – Employee Benefits	\$302,553.87	\$507,318.09	\$24,441.12	\$834,313.08
300 Purchased Professional and Technical Services				
322 Professional Educational Services – lus		12,693.66		12,693.66
329 Professional Educational Services – Other	18,553.11	34,907.99		53,461.10
Total Purchased Professional and Technical Services	\$18,553.11	\$47,601.65		\$66,154.76
500 Other Purchased Services				
562 Tuition To Pennsylvania Charter Schools	307,607.61	272,106.62		579,714.23
599 Other Miscellaneous Purchased Services	7,007.63	4,837.07		11,844.70
Total Other Purchased Services	\$314,615.24	\$276,943.69		\$591,558.93
600 Supplies				
640 Books and Periodicals		1,911.77		1,911.77
Total Supplies		\$1,911.77		\$1,911.77
Total 1241 Learning Support – Public	\$1,094,721.99	\$1,744,972.37	\$94,218.12	\$2,933,912.48

General Fund (10)

1243 Gifted Support

100 Personnel Services – Salaries

	<u>Elementary</u>	<u>Secondary</u>	<u>Federal</u>	<u>Total</u>
100 Personnel Services – Salaries	23,140.80			23,140.80
Total Personnel Services – Salaries	\$23,140.80			\$23,140.80

200 Personnel Services – Employee Benefits

220 Social Security Contributions	1,770.27			1,770.27
230 PSERS Retirement Contributions	5,979.58			5,979.58
260 Workers’ Compensation	115.70			115.70
Total Personnel Services – Employee Benefits	\$7,865.55			\$7,865.55

500 Other Purchased Services

510 Student Transportation Services	178.40			178.40
Total Other Purchased Services	\$178.40			\$178.40
Total 1243 Gifted Support	\$31,184.75			\$31,184.75

LEA : 117414003 Jersey Shore Area SD

Printed 1/10/2017 3:28:07 PM

General Fund (10)

1260 Physical Support

300 Purchased Professional and Technical Services

322 Professional Educational Services – lus

330 Other Professional Services

Total Purchased Professional and Technical Services

Total 1260 Physical Support

	<u>Elementary</u>	<u>Secondary</u>	<u>Federal</u>	<u>Total</u>
322 Professional Educational Services – lus	50,745.36	44,874.31		95,619.67
330 Other Professional Services	9,553.27	3,377.32		12,930.59
Total Purchased Professional and Technical Services	\$60,298.63	\$48,251.63		\$108,550.26
Total 1260 Physical Support	\$60,298.63	\$48,251.63		\$108,550.26

General Fund (10)

	<u>Elementary</u>	<u>Secondary</u>	<u>Federal</u>	<u>Total</u>
1270 Multi-Handicapped Support				
100 Personnel Services – Salaries				
100 Personnel Services – Salaries	37,565.62			37,565.62
Total Personnel Services – Salaries	\$37,565.62			\$37,565.62
200 Personnel Services – Employee Benefits				
210 Group Insurance – Contracted Provider	25,149.01			25,149.01
220 Social Security Contributions	2,823.36			2,823.36
230 PSERS Retirement Contributions	9,706.98			9,706.98
260 Workers' Compensation	187.67			187.67
Total Personnel Services – Employee Benefits	\$37,867.02			\$37,867.02
300 Purchased Professional and Technical Services				
322 Professional Educational Services – Ius	79,279.27	70,106.96		149,386.23
Total Purchased Professional and Technical Services	\$79,279.27	\$70,106.96		\$149,386.23
500 Other Purchased Services				
510 Student Transportation Services	185.47	164.01		349.48
561 Tuition To Other School Districts Within the State		2,991.94		2,991.94
599 Other Miscellaneous Purchased Services	2,444.05			2,444.05
Total Other Purchased Services	\$2,629.52	\$3,155.95		\$5,785.47
Total 1270 Multi-Handicapped Support	\$157,341.43	\$73,262.91		\$230,604.34

General Fund (10)

	<u>Elementary</u>	<u>Secondary</u>	<u>Federal</u>	<u>Total</u>
1290 Special Programs - Other Support				
100 Personnel Services – Salaries				
100 Personnel Services – Salaries		639.00	3,278.38	3,917.38
Total Personnel Services – Salaries		\$639.00	\$3,278.38	\$3,917.38
200 Personnel Services – Employee Benefits				
220 Social Security Contributions		54.48	245.74	300.22
230 PSERS Retirement Contributions		165.12	847.13	1,012.25
260 Workers’ Compensation		3.58	16.39	19.97
290 Other Current Employee Benefits		75.00		75.00
Total Personnel Services – Employee Benefits		\$298.18	\$1,109.26	\$1,407.44
300 Purchased Professional and Technical Services				
322 Professional Educational Services – Ius	32,586.36	32,911.22		65,497.58
329 Professional Educational Services – Other			389.70	389.70
340 Technical Services	8,022.59	4,411.41		12,434.00
390 Other Purchased Professional and Technical Services	24,713.61	21,854.34		46,567.95
Total Purchased Professional and Technical Services	\$65,322.56	\$59,176.97	\$389.70	\$124,889.23
500 Other Purchased Services				
510 Student Transportation Services	9,732.70	8,606.66		18,339.36
530 Communications	356.46	315.22		671.68
561 Tuition To Other School Districts Within the State		19,695.70		19,695.70
Total Other Purchased Services	\$10,089.16	\$28,617.58		\$38,706.74
600 Supplies				
610 General Supplies	1,670.74	3,506.09	5,528.66	10,705.49
640 Books and Periodicals			30,309.95	30,309.95
Total Supplies	\$1,670.74	\$3,506.09	\$35,838.61	\$41,015.44
700 Property				
750 Equipment – Original and Additional			9,490.00	9,490.00
Total Property			\$9,490.00	\$9,490.00
800 Other Objects				
890 Miscellaneous Expenditures	242.08	214.08		456.16
Total Other Objects	\$242.08	\$214.08		\$456.16
Total 1290 Special Programs - Other Support	\$77,324.54	\$92,451.90	\$50,105.95	\$219,882.39

General Fund (10)

1300 Vocational Education

	<u>Elementary</u>	<u>Secondary</u>	<u>Federal</u>	<u>Total</u>
100 Personnel Services – Salaries				
100 Personnel Services – Salaries		508,099.90	19,272.86	527,372.76
Total Personnel Services – Salaries		\$508,099.90	\$19,272.86	\$527,372.76
200 Personnel Services – Employee Benefits				
210 Group Insurance – Contracted Provider		130,675.90	10,037.34	140,713.24
220 Social Security Contributions		37,630.12	1,432.31	39,062.43
230 PSERS Retirement Contributions		131,266.81	2,490.05	133,756.86
260 Workers' Compensation		2,376.36	96.44	2,472.80
Total Personnel Services – Employee Benefits		\$301,949.19	\$14,056.14	\$316,005.33
300 Purchased Professional and Technical Services				
329 Professional Educational Services – Other		21,040.76		21,040.76
330 Other Professional Services		500.00		500.00
Total Purchased Professional and Technical Services		\$21,540.76		\$21,540.76
500 Other Purchased Services				
510 Student Transportation Services		622.91		622.91
580 Travel		725.27		725.27
Total Other Purchased Services		\$1,348.18		\$1,348.18
600 Supplies				
610 General Supplies		72,463.09		72,463.09
640 Books and Periodicals		170.22		170.22
Total Supplies		\$72,633.31		\$72,633.31
700 Property				
750 Equipment – Original and Additional		16,930.70		16,930.70
760 Equipment – Replacement		2,965.00		2,965.00
Total Property		\$19,895.70		\$19,895.70
800 Other Objects				
810 Dues and Fees		294.00		294.00
Total Other Objects		\$294.00		\$294.00
Total 1300 Vocational Education		\$925,761.04	\$33,329.00	\$959,090.04

General Fund (10)

	<u>Elementary</u>	<u>Secondary</u>	<u>Federal</u>	<u>Total</u>
1400 Other Instructional Programs – Elementary / Secondary				
100 Personnel Services – Salaries				
100 Personnel Services – Salaries	12,288.57	10,866.83		23,155.40
Total Personnel Services – Salaries	\$12,288.57	\$10,866.83		\$23,155.40
200 Personnel Services – Employee Benefits				
220 Social Security Contributions	924.09	817.17		1,741.26
230 PSERS Retirement Contributions	2,105.82	1,862.19		3,968.01
260 Workers’ Compensation	61.41	54.31		115.72
Total Personnel Services – Employee Benefits	\$3,091.32	\$2,733.67		\$5,824.99
300 Purchased Professional and Technical Services				
322 Professional Educational Services – lus	928.73	53,544.84		54,473.57
329 Professional Educational Services – Other		70,390.00		70,390.00
340 Technical Services		2,492.50		2,492.50
390 Other Purchased Professional and Technical Services		12,251.10		12,251.10
Total Purchased Professional and Technical Services	\$928.73	\$138,678.44		\$139,607.17
500 Other Purchased Services				
561 Tuition To Other School Districts Within the State		31,109.79		31,109.79
580 Travel	1,678.49	1,484.29		3,162.78
597 Direct Payments To Intermediate Units for Institutionalized Childrens' Program	159.87	141.37		301.24
Total Other Purchased Services	\$1,838.36	\$32,735.45		\$34,573.81
Total 1400 Other Instructional Programs – Elementary / Secondary	\$18,146.98	\$185,014.39		\$203,161.37

General Fund (10)

	<u>Elementary</u>	<u>Secondary</u>	<u>Federal</u>	<u>Total</u>
1430 Homebound Instruction				
100 Personnel Services – Salaries				
100 Personnel Services – Salaries	12,288.57	10,866.83		23,155.40
Total Personnel Services – Salaries	\$12,288.57	\$10,866.83		\$23,155.40
200 Personnel Services – Employee Benefits				
220 Social Security Contributions	924.09	817.17		1,741.26
230 PSERS Retirement Contributions	2,105.82	1,862.19		3,968.01
260 Workers’ Compensation	61.41	54.31		115.72
Total Personnel Services – Employee Benefits	\$3,091.32	\$2,733.67		\$5,824.99
500 Other Purchased Services				
580 Travel	1,678.49	1,484.29		3,162.78
Total Other Purchased Services	\$1,678.49	\$1,484.29		\$3,162.78
Total 1430 Homebound Instruction	\$17,058.38	\$15,084.79		\$32,143.17

General Fund (10)

1440 Alternative Regular Education Programs

300 Purchased Professional and Technical Services

	<u>Elementary</u>	<u>Secondary</u>	<u>Federal</u>	<u>Total</u>
322 Professional Educational Services – Ius	928.73	53,544.84		54,473.57
329 Professional Educational Services – Other		70,390.00		70,390.00
340 Technical Services		2,492.50		2,492.50
390 Other Purchased Professional and Technical Services		12,251.10		12,251.10
Total Purchased Professional and Technical Services	\$928.73	\$138,678.44		\$139,607.17

500 Other Purchased Services

561 Tuition To Other School Districts Within the State		31,109.79		31,109.79
597 Direct Payments To Intermediate Units for Institutionalized Childrens' Program	159.87	141.37		301.24
Total Other Purchased Services	\$159.87	\$31,251.16		\$31,411.03
Total 1440 Alternative Regular Education Programs	\$1,088.60	\$169,929.60		\$171,018.20

General Fund (10)

	<u>Elementary</u>	<u>Secondary</u>	<u>Federal</u>	<u>Total</u>
1441 Adjudicated / Court-Placed Programs				
300 <u>Purchased Professional and Technical Services</u>				
322 Professional Educational Services – Ius		52,723.57		52,723.57
Total Purchased Professional and Technical Services		\$52,723.57		\$52,723.57
500 <u>Other Purchased Services</u>				
561 Tuition To Other School Districts Within the State		371.03		371.03
597 Direct Payments To Intermediate Units for Institutionalized Childrens' Program	159.87	141.37		301.24
Total Other Purchased Services	\$159.87	\$512.40		\$672.27
Total 1441 Adjudicated / Court-Placed Programs	\$159.87	\$53,235.97		\$53,395.84

General Fund (10)

	<u>Elementary</u>	<u>Secondary</u>	<u>Federal</u>	<u>Total</u>
1442 Alternative Education Programs				
300 <u>Purchased Professional and Technical Services</u>				
322 Professional Educational Services – Ius	928.73	821.27		1,750.00
329 Professional Educational Services – Other		70,390.00		70,390.00
340 Technical Services		2,492.50		2,492.50
390 Other Purchased Professional and Technical Services		12,251.10		12,251.10
Total Purchased Professional and Technical Services	\$928.73	\$85,954.87		\$86,883.60
500 <u>Other Purchased Services</u>				
561 Tuition To Other School Districts Within the State		30,738.76		30,738.76
Total Other Purchased Services		\$30,738.76		\$30,738.76
Total 1442 Alternative Education Programs	\$928.73	\$116,693.63		\$117,622.36

General Fund (10)

1800 Pre-Kindergarten

Elementary

Secondary

Federal

Total

100 Personnel Services – Salaries

100 Personnel Services – Salaries

8,165.00

Total Personnel Services – Salaries

\$8,165.00

200 Personnel Services – Employee Benefits

220 Social Security Contributions

624.33

230 PSERS Retirement Contributions

2,109.84

260 Workers’ Compensation

40.83

Total Personnel Services – Employee Benefits

\$2,775.00

500 Other Purchased Services

510 Student Transportation Services

18,560.00

Total Other Purchased Services

\$18,560.00

800 Other Objects

890 Miscellaneous Expenditures

68,534.71

Total Other Objects

\$68,534.71

Total 1800 Pre-Kindergarten

\$98,034.71

General Fund (10)

1802 Pre-K Administrative Support

Elementary

Secondary

Federal

Total

100 Personnel Services – Salaries

100 Personnel Services – Salaries

8,165.00

Total Personnel Services – Salaries

\$8,165.00

200 Personnel Services – Employee Benefits

220 Social Security Contributions

624.33

230 PSERS Retirement Contributions

2,109.84

260 Workers' Compensation

40.83

Total Personnel Services – Employee Benefits

\$2,775.00

Total 1802 Pre-K Administrative Support

\$10,940.00

General Fund (10)

1804 Pre-K Student Transportation

Elementary

Secondary

Federal

Total

500 Other Purchased Services

510 Student Transportation Services

18,560.00

Total Other Purchased Services

\$18,560.00

Total 1804 Pre-K Student Transportation

\$18,560.00

LEA : 117414003 Jersey Shore Area SD

Printed 1/10/2017 3:28:07 PM

General Fund (10)

1807 Pre-K Pass-Through Funds (Partners)

Elementary

Secondary

Federal

Total

800 Other Objects

890 Miscellaneous Expenditures

68,534.71

Total Other Objects

\$68,534.71

Total 1807 Pre-K Pass-Through Funds (Partners)

\$68,534.71

General Fund (10)

2000 Support Services

Total

100 Personnel Services – Salaries

100 Personnel Services – Salaries 4,022,931.08

Total Personnel Services – Salaries \$4,022,931.08

200 Personnel Services – Employee Benefits

210 Group Insurance – Contracted Provider 1,240,027.01

220 Social Security Contributions 300,627.33

230 PSERS Retirement Contributions 1,020,009.85

240 Tuition Reimbursement 123,777.00

250 Unemployment Compensation 9,831.92

260 Workers' Compensation 19,222.31

290 Other Current Employee Benefits 63,202.47

Total Personnel Services – Employee Benefits \$2,776,697.89

300 Purchased Professional and Technical Services

310 Official / Administrative Services 116,663.22

322 Professional Educational Services – Ius 661.61

329 Professional Educational Services – Other 13,942.47

330 Other Professional Services 180,325.76

340 Technical Services 173,474.37

390 Other Purchased Professional and Technical Services 39,950.47

Total Purchased Professional and Technical Services \$525,017.90

400 Purchased Property Services

410 Cleaning Services 75,497.82

420 Utility Services 399,284.57

430 Repairs and Maintenance Services 181,640.52

440 Rentals 68,348.78

Total Purchased Property Services \$724,771.69

500 Other Purchased Services

513 Contracted Carriers 1,636,553.29

516 Student Transportation Services From the IU 6,415.82

520 Insurance – General 28,392.00

521 Fire Insurance 98,441.05

522 Automotive Liability Insurance 10,500.95

530 Communications 136,589.39

549 Other Advertising/Public Relations 18,801.59

580 Travel 30,557.78

599 Other Miscellaneous Purchased Services 10,366.37

Total Other Purchased Services \$1,976,618.24

600 Supplies

610 General Supplies 267,575.52

620 Energy 156,006.97

630 Food 5,179.37

640 Books and Periodicals 19,869.49

Total Supplies \$448,631.35

LEA : 117414003 Jersey Shore Area SD

Printed 1/10/2017 3:28:09 PM

General Fund (10)

2000 Support Services

Total

700 Property

750 Equipment – Original and Additional	32,125.81
760 Equipment – Replacement	14,503.73

Total Property	\$46,629.54
-----------------------	--------------------

800 Other Objects

810 Dues and Fees	22,267.54
890 Miscellaneous Expenditures	21,381.82

Total Other Objects	\$43,649.36
----------------------------	--------------------

Total 2000 Support Services	\$10,564,947.05
------------------------------------	------------------------

General Fund (10)

	<u>Elementary</u>	<u>Secondary</u>	<u>Federal</u>	<u>Total</u>
2100 Support Services – Students				
100 Personnel Services – Salaries				
100 Personnel Services – Salaries	266,968.77	419,939.41	6,454.00	731,859.08
Total Personnel Services – Salaries	\$266,968.77	\$419,939.41	\$6,454.00	\$731,859.08
200 Personnel Services – Employee Benefits				
210 Group Insurance – Contracted Provider	51,663.61	111,239.97		181,484.54
220 Social Security Contributions	20,443.99	31,305.98		54,541.86
230 PSERS Retirement Contributions	70,652.33	108,408.54		188,010.85
260 Workers' Compensation	1,366.98	1,925.77		3,485.21
Total Personnel Services – Employee Benefits	\$144,126.91	\$252,880.26		\$427,522.46
300 Purchased Professional and Technical Services				
322 Professional Educational Services – Ius	351.12	310.49		661.61
329 Professional Educational Services – Other	5,883.04			5,883.04
330 Other Professional Services	5,519.28	4,880.72		10,400.00
Total Purchased Professional and Technical Services	\$11,753.44	\$5,191.21		\$16,944.65
400 Purchased Property Services				
440 Rentals		1,339.87		1,339.87
Total Purchased Property Services		\$1,339.87		\$1,339.87
500 Other Purchased Services				
580 Travel	591.55	304.78		2,525.24
599 Other Miscellaneous Purchased Services		849.34		849.34
Total Other Purchased Services	\$591.55	\$1,154.12		\$3,374.58
600 Supplies				
610 General Supplies	3,439.61	4,627.46		8,086.07
630 Food		262.80		262.80
640 Books and Periodicals	191.13			191.13
Total Supplies	\$3,630.74	\$4,890.26		\$8,540.00
800 Other Objects				
810 Dues and Fees		385.00		385.00
Total Other Objects		\$385.00		\$385.00
Total 2100 Support Services – Students	\$427,071.41	\$685,780.13	\$6,454.00	\$1,189,965.64

General Fund (10)

	<u>Elementary</u>	<u>Secondary</u>	<u>Federal</u>	<u>Total</u>
2120 Guidance Services				
100 Personnel Services – Salaries				
100 Personnel Services – Salaries	52,900.00	351,222.14		404,122.14
Total Personnel Services – Salaries	\$52,900.00	\$351,222.14		\$404,122.14
200 Personnel Services – Employee Benefits				
210 Group Insurance – Contracted Provider	18,580.96	93,514.01		112,094.97
220 Social Security Contributions	3,898.04	26,188.20		30,086.24
230 PSERS Retirement Contributions	13,669.33	90,651.97		104,321.30
260 Workers' Compensation	264.52	1,582.25		1,846.77
Total Personnel Services – Employee Benefits	\$36,412.85	\$211,936.43		\$248,349.28
300 Purchased Professional and Technical Services				
330 Other Professional Services	5,307.00	4,693.00		10,000.00
Total Purchased Professional and Technical Services	\$5,307.00	\$4,693.00		\$10,000.00
400 Purchased Property Services				
440 Rentals		1,339.87		1,339.87
Total Purchased Property Services		\$1,339.87		\$1,339.87
500 Other Purchased Services				
580 Travel	246.90			246.90
599 Other Miscellaneous Purchased Services		849.34		849.34
Total Other Purchased Services	\$246.90	\$849.34		\$1,096.24
600 Supplies				
610 General Supplies	170.90	1,771.38		1,942.28
630 Food		262.80		262.80
640 Books and Periodicals	191.13			191.13
Total Supplies	\$362.03	\$2,034.18		\$2,396.21
800 Other Objects				
810 Dues and Fees		385.00		385.00
Total Other Objects		\$385.00		\$385.00
Total 2120 Guidance Services	\$95,228.78	\$572,459.96		\$667,688.74

General Fund (10)

2130 Attendance Services

Elementary

Secondary

Federal

Total

100 Personnel Services – Salaries

100 Personnel Services – Salaries

3,861.00

Total Personnel Services – Salaries

\$3,861.00

200 Personnel Services – Employee Benefits

220 Social Security Contributions

295.37

260 Workers' Compensation

19.30

Total Personnel Services – Employee Benefits

\$314.67

500 Other Purchased Services

580 Travel

1,053.91

Total Other Purchased Services

\$1,053.91

600 Supplies

610 General Supplies

19.00

Total Supplies

\$19.00

Total 2130 Attendance Services

\$5,248.58

General Fund (10)

	<u>Elementary</u>	<u>Secondary</u>	<u>Federal</u>	<u>Total</u>
2140 Psychological Services				
100 Personnel Services – Salaries				
100 Personnel Services – Salaries	77,707.77	68,717.27		146,425.04
Total Personnel Services – Salaries	\$77,707.77	\$68,717.27		\$146,425.04
200 Personnel Services – Employee Benefits				
210 Group Insurance – Contracted Provider	20,045.11	17,725.96		37,771.07
220 Social Security Contributions	5,787.36	5,117.78		10,905.14
230 PSERS Retirement Contributions	20,079.71	17,756.57		37,836.28
260 Workers' Compensation	388.47	343.52		731.99
Total Personnel Services – Employee Benefits	\$46,300.65	\$40,943.83		\$87,244.48
300 Purchased Professional and Technical Services				
330 Other Professional Services	212.28	187.72		400.00
Total Purchased Professional and Technical Services	\$212.28	\$187.72		\$400.00
500 Other Purchased Services				
580 Travel	344.65	304.78		649.43
Total Other Purchased Services	\$344.65	\$304.78		\$649.43
600 Supplies				
610 General Supplies	3,229.74	2,856.08		6,085.82
Total Supplies	\$3,229.74	\$2,856.08		\$6,085.82
Total 2140 Psychological Services	\$127,795.09	\$113,009.68		\$240,804.77

General Fund (10)

	<u>Elementary</u>	<u>Secondary</u>	<u>Federal</u>	<u>Total</u>
2150 Speech Pathology and Audiology Services				
100 Personnel Services – Salaries				
100 Personnel Services – Salaries	136,361.00		6,454.00	142,815.00
Total Personnel Services – Salaries	\$136,361.00		\$6,454.00	\$142,815.00
200 Personnel Services – Employee Benefits				
210 Group Insurance – Contracted Provider	13,037.54			13,037.54
220 Social Security Contributions	10,758.59			10,758.59
230 PSERS Retirement Contributions	36,903.29			36,903.29
260 Workers' Compensation	713.99			713.99
Total Personnel Services – Employee Benefits	\$61,413.41			\$61,413.41
300 Purchased Professional and Technical Services				
322 Professional Educational Services – Ius	351.12	310.49		661.61
329 Professional Educational Services – Other	5,883.04			5,883.04
Total Purchased Professional and Technical Services	\$6,234.16	\$310.49		\$6,544.65
600 Supplies				
610 General Supplies	38.97			38.97
Total Supplies	\$38.97			\$38.97
Total 2150 Speech Pathology and Audiology Services	\$204,047.54	\$310.49	\$6,454.00	\$210,812.03

General Fund (10)

	<u>Elementary</u>	<u>Secondary</u>	<u>Federal</u>	<u>Total</u>
2170 Student Accounting Services				
100 Personnel Services – Salaries				
100 Personnel Services – Salaries				34,635.90
Total Personnel Services – Salaries				\$34,635.90
200 Personnel Services – Employee Benefits				
210 Group Insurance – Contracted Provider				18,580.96
220 Social Security Contributions				2,496.52
230 PSERS Retirement Contributions				8,949.98
260 Workers' Compensation				173.16
Total Personnel Services – Employee Benefits				\$30,200.62
500 Other Purchased Services				
580 Travel				575.00
Total Other Purchased Services				\$575.00
Total 2170 Student Accounting Services				\$65,411.52

LEA : 117414003 Jersey Shore Area SD

Printed 1/10/2017 3:28:09 PM

Page - 9 of 57

General Fund (10)**2200 Support Services – Instructional Staff**

	<u>Elementary</u>	<u>Secondary</u>	<u>Federal</u>	<u>Total</u>
100 Personnel Services – Salaries				
100 Personnel Services – Salaries	304,901.53	237,673.19		542,574.72
Total Personnel Services – Salaries	\$304,901.53	\$237,673.19		\$542,574.72
200 Personnel Services – Employee Benefits				
210 Group Insurance – Contracted Provider	114,545.29	65,261.69		179,806.98
220 Social Security Contributions	22,874.42	17,804.07		40,678.49
230 PSERS Retirement Contributions	75,468.73	58,481.08		133,949.81
240 Tuition Reimbursement	63,158.61	55,851.39		119,010.00
260 Workers' Compensation	1,451.47	1,123.61		2,575.08
290 Other Current Employee Benefits	565.20	499.80		1,065.00
Total Personnel Services – Employee Benefits	\$278,063.72	\$199,021.64		\$477,085.36
300 Purchased Professional and Technical Services				
329 Professional Educational Services – Other	2,266.64	1,116.39		3,383.03
330 Other Professional Services	9,344.43	8,263.31		17,607.74
340 Technical Services	53,584.13	45,829.27		99,413.40
Total Purchased Professional and Technical Services	\$65,195.20	\$55,208.97		\$120,404.17
400 Purchased Property Services				
410 Cleaning Services	1,303.46	1,152.66		2,456.12
430 Repairs and Maintenance Services	3,817.62	3,375.93		7,193.55
440 Rentals	3,349.88	2,984.83		6,334.71
Total Purchased Property Services	\$8,470.96	\$7,513.42		\$15,984.38
500 Other Purchased Services				
530 Communications	8,219.12	7,268.20		15,487.32
580 Travel	4,952.18	10,433.70		15,385.88
599 Other Miscellaneous Purchased Services	3,524.00	2,377.90		5,901.90
Total Other Purchased Services	\$16,695.30	\$20,079.80		\$36,775.10
600 Supplies				
610 General Supplies	5,045.55	5,631.49		10,677.04
630 Food	1,331.80	1,273.87		2,605.67
640 Books and Periodicals	9,336.67	9,532.09		18,868.76
Total Supplies	\$15,714.02	\$16,437.45		\$32,151.47
700 Property				
750 Equipment – Original and Additional	17,049.17	15,076.64		32,125.81
Total Property	\$17,049.17	\$15,076.64		\$32,125.81
800 Other Objects				
810 Dues and Fees	700.61	599.38		1,299.99
Total Other Objects	\$700.61	\$599.38		\$1,299.99
Total 2200 Support Services – Instructional Staff	\$706,790.51	\$551,610.49		\$1,258,401.00

General Fund (10)

	<u>Elementary</u>	<u>Secondary</u>	<u>Federal</u>	<u>Total</u>
2220 Technology Support Services				
100 Personnel Services – Salaries				
100 Personnel Services – Salaries	149,658.64	132,343.71		282,002.35
Total Personnel Services – Salaries	\$149,658.64	\$132,343.71		\$282,002.35
200 Personnel Services – Employee Benefits				
210 Group Insurance – Contracted Provider	45,192.08	39,963.53		85,155.61
220 Social Security Contributions	11,183.02	9,889.18		21,072.20
230 PSERS Retirement Contributions	36,962.78	32,686.32		69,649.10
260 Workers' Compensation	674.94	596.85		1,271.79
290 Other Current Employee Benefits	565.20	499.80		1,065.00
Total Personnel Services – Employee Benefits	\$94,578.02	\$83,635.68		\$178,213.70
300 Purchased Professional and Technical Services				
340 Technical Services	46,313.56	40,955.26		87,268.82
Total Purchased Professional and Technical Services	\$46,313.56	\$40,955.26		\$87,268.82
400 Purchased Property Services				
430 Repairs and Maintenance Services	3,817.62	3,375.93		7,193.55
440 Rentals	3,349.88	2,962.31		6,312.19
Total Purchased Property Services	\$7,167.50	\$6,338.24		\$13,505.74
500 Other Purchased Services				
530 Communications	8,219.12	7,268.20		15,487.32
580 Travel	666.82	589.68		1,256.50
Total Other Purchased Services	\$8,885.94	\$7,857.88		\$16,743.82
600 Supplies				
610 General Supplies	5,035.19	4,452.65		9,487.84
Total Supplies	\$5,035.19	\$4,452.65		\$9,487.84
700 Property				
750 Equipment – Original and Additional	17,049.17	15,076.64		32,125.81
Total Property	\$17,049.17	\$15,076.64		\$32,125.81
800 Other Objects				
810 Dues and Fees	10.61	9.38		19.99
Total Other Objects	\$10.61	\$9.38		\$19.99
Total 2220 Technology Support Services	\$328,698.63	\$290,669.44		\$619,368.07

General Fund (10)

2250 School Library Services

	<u>Elementary</u>	<u>Secondary</u>	<u>Federal</u>	<u>Total</u>
100 Personnel Services – Salaries				
100 Personnel Services – Salaries	106,380.72	62,120.48		168,501.20
Total Personnel Services – Salaries	\$106,380.72	\$62,120.48		\$168,501.20
200 Personnel Services – Employee Benefits				
210 Group Insurance – Contracted Provider	68,749.61	24,764.40		93,514.01
220 Social Security Contributions	7,957.85	4,613.29		12,571.14
230 PSERS Retirement Contributions	27,488.51	16,051.99		43,540.50
260 Workers' Compensation	532.19	310.69		842.88
Total Personnel Services – Employee Benefits	\$104,728.16	\$45,740.37		\$150,468.53
300 Purchased Professional and Technical Services				
329 Professional Educational Services – Other	2,266.64	1,116.39		3,383.03
340 Technical Services	7,270.57	4,874.01		12,144.58
Total Purchased Professional and Technical Services	\$9,537.21	\$5,990.40		\$15,527.61
400 Purchased Property Services				
440 Rentals		22.52		22.52
Total Purchased Property Services		\$22.52		\$22.52
500 Other Purchased Services				
599 Other Miscellaneous Purchased Services	3,524.00	2,377.90		5,901.90
Total Other Purchased Services	\$3,524.00	\$2,377.90		\$5,901.90
600 Supplies				
610 General Supplies		1,169.68		1,169.68
640 Books and Periodicals	9,336.67	9,532.09		18,868.76
Total Supplies	\$9,336.67	\$10,701.77		\$20,038.44
800 Other Objects				
810 Dues and Fees	690.00	590.00		1,280.00
Total Other Objects	\$690.00	\$590.00		\$1,280.00
Total 2250 School Library Services	\$234,196.76	\$127,543.44		\$361,740.20

General Fund (10)

2260 Instruction and Curriculum Development Services

	<u>Elementary</u>	<u>Secondary</u>	<u>Federal</u>	<u>Total</u>
100 Personnel Services – Salaries				
100 Personnel Services – Salaries	40,223.92	35,570.17		75,794.09
Total Personnel Services – Salaries	\$40,223.92	\$35,570.17		\$75,794.09
200 Personnel Services – Employee Benefits				
210 Group Insurance – Contracted Provider	603.60	533.76		1,137.36
220 Social Security Contributions	3,074.23	2,718.56		5,792.79
230 PSERS Retirement Contributions	10,209.10	9,027.95		19,237.05
260 Workers' Compensation	201.09	177.82		378.91
Total Personnel Services – Employee Benefits	\$14,088.02	\$12,458.09		\$26,546.11
500 Other Purchased Services				
580 Travel	223.55	197.68		421.23
Total Other Purchased Services	\$223.55	\$197.68		\$421.23
600 Supplies				
610 General Supplies	10.36	9.16		19.52
Total Supplies	\$10.36	\$9.16		\$19.52
Total 2260 Instruction and Curriculum Development Services	\$54,545.85	\$48,235.10		\$102,780.95

General Fund (10)

	<u>Elementary</u>	<u>Secondary</u>	<u>Federal</u>	<u>Total</u>
2270 Instructional Staff Professional Development Services				
100 Personnel Services – Salaries				
100 Personnel Services – Salaries	1,592.10	1,407.90		3,000.00
Total Personnel Services – Salaries	\$1,592.10	\$1,407.90		\$3,000.00
200 Personnel Services – Employee Benefits				
220 Social Security Contributions	120.27	106.36		226.63
230 PSERS Retirement Contributions	411.40	363.80		775.20
240 Tuition Reimbursement	63,158.61	55,851.39		119,010.00
260 Workers' Compensation	7.97	7.05		15.02
Total Personnel Services – Employee Benefits	\$63,698.25	\$56,328.60		\$120,026.85
300 Purchased Professional and Technical Services				
330 Other Professional Services	9,344.43	8,263.31		17,607.74
Total Purchased Professional and Technical Services	\$9,344.43	\$8,263.31		\$17,607.74
500 Other Purchased Services				
580 Travel	4,061.81	9,646.34		13,708.15
Total Other Purchased Services	\$4,061.81	\$9,646.34		\$13,708.15
600 Supplies				
630 Food	1,331.80	1,273.87		2,605.67
Total Supplies	\$1,331.80	\$1,273.87		\$2,605.67
Total 2270 Instructional Staff Professional Development Services	\$80,028.39	\$76,920.02		\$156,948.41

General Fund (10)

	<u>Elementary</u>	<u>Secondary</u>	<u>Federal</u>	<u>Total</u>
2290 Other Instructional Staff Services				
100 Personnel Services – Salaries				
100 Personnel Services – Salaries	7,046.15	6,230.93		13,277.08
Total Personnel Services – Salaries	\$7,046.15	\$6,230.93		\$13,277.08
200 Personnel Services – Employee Benefits				
220 Social Security Contributions	539.05	476.68		1,015.73
230 PSERS Retirement Contributions	396.94	351.02		747.96
260 Workers’ Compensation	35.28	31.20		66.48
Total Personnel Services – Employee Benefits	\$971.27	\$858.90		\$1,830.17
400 Purchased Property Services				
410 Cleaning Services	1,303.46	1,152.66		2,456.12
Total Purchased Property Services	\$1,303.46	\$1,152.66		\$2,456.12
Total 2290 Other Instructional Staff Services	\$9,320.88	\$8,242.49		\$17,563.37

General Fund (10)

	<u>Elementary</u>	<u>Secondary</u>	<u>Federal</u>	<u>Total</u>
2300 Support Services – Administration				
100 Personnel Services – Salaries				
100 Personnel Services – Salaries	396,778.86	524,210.89		1,077,528.64
Total Personnel Services – Salaries	\$396,778.86	\$524,210.89		\$1,077,528.64
200 Personnel Services – Employee Benefits				
210 Group Insurance – Contracted Provider	115,401.06	96,171.81		251,171.76
220 Social Security Contributions	30,090.49	39,420.14		80,835.12
230 PSERS Retirement Contributions	102,655.10	135,359.28		278,464.10
240 Tuition Reimbursement	4,767.00			4,767.00
260 Workers' Compensation	1,930.60	2,374.61		5,227.07
290 Other Current Employee Benefits	29,808.78	1,207.03		59,764.51
Total Personnel Services – Employee Benefits	\$284,653.03	\$274,532.87		\$680,229.56
300 Purchased Professional and Technical Services				
310 Official / Administrative Services				116,663.22
330 Other Professional Services				151,873.02
340 Technical Services	4,790.40	8,654.65		25,690.05
Total Purchased Professional and Technical Services	\$4,790.40	\$8,654.65		\$294,226.29
400 Purchased Property Services				
440 Rentals		1,100.00		1,116.00
Total Purchased Property Services		\$1,100.00		\$1,116.00
500 Other Purchased Services				
520 Insurance – General				28,392.00
549 Other Advertising/Public Relations				10,653.93
580 Travel	1,509.45	1,459.98		6,070.62
599 Other Miscellaneous Purchased Services	1,750.28	1,864.85		3,615.13
Total Other Purchased Services	\$3,259.73	\$3,324.83		\$48,731.68
600 Supplies				
610 General Supplies	765.67	2,558.42		5,976.14
630 Food	105.74	235.45		2,310.90
640 Books and Periodicals		378.50		809.60
Total Supplies	\$871.41	\$3,172.37		\$9,096.64
800 Other Objects				
810 Dues and Fees	1,508.00	2,862.10		18,997.35
890 Miscellaneous Expenditures				500.00
Total Other Objects	\$1,508.00	\$2,862.10		\$19,497.35
Total 2300 Support Services – Administration	\$691,861.43	\$817,857.71		\$2,130,426.16

General Fund (10)

2310 Board Services

Elementary

Secondary

Federal

Total

300 Purchased Professional and Technical Services

310 Official / Administrative Services				3,157.50
330 Other Professional Services				65,255.20
340 Technical Services				9,000.00

Total Purchased Professional and Technical Services				\$77,412.70
--	--	--	--	--------------------

500 Other Purchased Services

520 Insurance – General				28,392.00
549 Other Advertising/Public Relations				10,653.93
580 Travel				1,596.66

Total Other Purchased Services				\$40,642.59
---------------------------------------	--	--	--	--------------------

600 Supplies

610 General Supplies				1,123.80
630 Food				133.70
640 Books and Periodicals				44.13

Total Supplies				\$1,301.63
-----------------------	--	--	--	-------------------

Total 2310 Board Services				\$119,356.92
----------------------------------	--	--	--	---------------------

General Fund (10)

2320 Board Treasurer Services

400 Purchased Property Services

440 Rentals

Elementary

Secondary

Federal

Total

16.00

Total Purchased Property Services

\$16.00

Total 2320 Board Treasurer Services

\$16.00

General Fund (10)

2330 Tax Assessment and Collection Services

Elementary

Secondary

Federal

Total

300 Purchased Professional and Technical Services

310 Official / Administrative Services

113,505.72

330 Other Professional Services

4,797.43

340 Technical Services

3,245.00

Total Purchased Professional and Technical Services

\$121,548.15

Total 2330 Tax Assessment and Collection Services

\$121,548.15

General Fund (10)

2340 Staff Relations and Negotiations Services

Elementary

Secondary

Federal

Total

300 Purchased Professional and Technical Services

330 Other Professional Services

9,875.65

Total Purchased Professional and Technical Services

\$9,875.65

Total 2340 Staff Relations and Negotiations Services

\$9,875.65

General Fund (10)

2350 Legal and Accounting Services

Elementary

Secondary

Federal

Total

300 Purchased Professional and Technical Services

330 Other Professional Services

71,944.74

Total Purchased Professional and Technical Services

\$71,944.74

Total 2350 Legal and Accounting Services

\$71,944.74

General Fund (10)

2360 Office of the Superintendent / Executive Director Services

Elementary

Secondary

Federal

Total

100 Personnel Services – Salaries

100 Personnel Services – Salaries

156,538.89

Total Personnel Services – Salaries

\$156,538.89

200 Personnel Services – Employee Benefits

210 Group Insurance – Contracted Provider

39,598.89

220 Social Security Contributions

11,324.49

230 PSERS Retirement Contributions

40,449.72

260 Workers' Compensation

921.86

290 Other Current Employee Benefits

28,748.70

Total Personnel Services – Employee Benefits

\$121,043.66

500 Other Purchased Services

580 Travel

1,504.53

Total Other Purchased Services

\$1,504.53

600 Supplies

610 General Supplies

1,528.25

630 Food

1,836.01

640 Books and Periodicals

386.97

Total Supplies

\$3,751.23

800 Other Objects

810 Dues and Fees

14,627.25

890 Miscellaneous Expenditures

500.00

Total Other Objects

\$15,127.25

Total 2360 Office of the Superintendent / Executive Director Services

\$297,965.56

General Fund (10)

	<u>Elementary</u>	<u>Secondary</u>	<u>Federal</u>	<u>Total</u>
2380 Office of the Principal Services				
100 Personnel Services – Salaries				
100 Personnel Services – Salaries	396,778.86	524,210.89		920,989.75
Total Personnel Services – Salaries	\$396,778.86	\$524,210.89		\$920,989.75
200 Personnel Services – Employee Benefits				
210 Group Insurance – Contracted Provider	115,401.06	96,171.81		211,572.87
220 Social Security Contributions	30,090.49	39,420.14		69,510.63
230 PSERS Retirement Contributions	102,655.10	135,359.28		238,014.38
240 Tuition Reimbursement	4,767.00			4,767.00
260 Workers' Compensation	1,930.60	2,374.61		4,305.21
290 Other Current Employee Benefits	29,808.78	1,207.03		31,015.81
Total Personnel Services – Employee Benefits	\$284,653.03	\$274,532.87		\$559,185.90
300 Purchased Professional and Technical Services				
340 Technical Services	4,790.40	8,654.65		13,445.05
Total Purchased Professional and Technical Services	\$4,790.40	\$8,654.65		\$13,445.05
400 Purchased Property Services				
440 Rentals		1,100.00		1,100.00
Total Purchased Property Services		\$1,100.00		\$1,100.00
500 Other Purchased Services				
580 Travel	1,509.45	1,459.98		2,969.43
599 Other Miscellaneous Purchased Services	1,750.28	1,864.85		3,615.13
Total Other Purchased Services	\$3,259.73	\$3,324.83		\$6,584.56
600 Supplies				
610 General Supplies	765.67	2,558.42		3,324.09
630 Food	105.74	235.45		341.19
640 Books and Periodicals		378.50		378.50
Total Supplies	\$871.41	\$3,172.37		\$4,043.78
800 Other Objects				
810 Dues and Fees	1,508.00	2,862.10		4,370.10
Total Other Objects	\$1,508.00	\$2,862.10		\$4,370.10
Total 2380 Office of the Principal Services	\$691,861.43	\$817,857.71		\$1,509,719.14

General Fund (10)

	<u>Elementary</u>	<u>Secondary</u>	<u>Federal</u>	<u>Total</u>
2400 Support Services – Pupil Health				
100 Personnel Services – Salaries				
100 Personnel Services – Salaries				186,383.55
Total Personnel Services – Salaries				\$186,383.55
200 Personnel Services – Employee Benefits				
210 Group Insurance – Contracted Provider				92,904.86
220 Social Security Contributions				13,601.48
230 PSERS Retirement Contributions				48,161.53
260 Workers' Compensation				932.09
Total Personnel Services – Employee Benefits				\$155,599.96
300 Purchased Professional and Technical Services				
329 Professional Educational Services – Other				4,676.40
330 Other Professional Services				370.00
Total Purchased Professional and Technical Services				\$5,046.40
400 Purchased Property Services				
430 Repairs and Maintenance Services				200.00
Total Purchased Property Services				\$200.00
600 Supplies				
610 General Supplies				2,007.34
Total Supplies				\$2,007.34
Total 2400 Support Services – Pupil Health				\$349,237.25

General Fund (10)

	<u>Elementary</u>	<u>Secondary</u>	<u>Federal</u>	<u>Total</u>
2410 Supervision of Health Services				
100 Personnel Services – Salaries				
100 Personnel Services – Salaries				73,350.00
Total Personnel Services – Salaries				\$73,350.00
200 Personnel Services – Employee Benefits				
210 Group Insurance – Contracted Provider				18,580.97
220 Social Security Contributions				5,428.24
230 PSERS Retirement Contributions				18,953.63
260 Workers' Compensation				366.64
Total Personnel Services – Employee Benefits				\$43,329.48
Total 2410 Supervision of Health Services				\$116,679.48

General Fund (10)

	<u>Elementary</u>	<u>Secondary</u>	<u>Federal</u>	<u>Total</u>
2411 Supervision of Health Services – Head of Component				
100 Personnel Services – Salaries				
100 Personnel Services – Salaries				73,350.00
Total Personnel Services – Salaries				\$73,350.00
200 Personnel Services – Employee Benefits				
210 Group Insurance – Contracted Provider				18,580.97
220 Social Security Contributions				5,428.24
230 PSERS Retirement Contributions				18,953.63
260 Workers' Compensation				366.64
Total Personnel Services – Employee Benefits				\$43,329.48
Total 2411 Supervision of Health Services – Head of Component				\$116,679.48

General Fund (10)

2420 Medical Services

Elementary

Secondary

Federal

Total

100 Personnel Services – Salaries

100 Personnel Services – Salaries

63,160.25

Total Personnel Services – Salaries

\$63,160.25

200 Personnel Services – Employee Benefits

210 Group Insurance – Contracted Provider

40,878.14

220 Social Security Contributions

4,571.15

230 PSERS Retirement Contributions

16,361.12

260 Workers' Compensation

315.95

Total Personnel Services – Employee Benefits

\$62,126.36

300 Purchased Professional and Technical Services

329 Professional Educational Services – Other

2,572.02

Total Purchased Professional and Technical Services

\$2,572.02

Total 2420 Medical Services

\$127,858.63

General Fund (10)

2440 Nursing Services

Elementary

Secondary

Federal

Total

100 Personnel Services – Salaries

100 Personnel Services – Salaries

49,873.30

Total Personnel Services – Salaries

\$49,873.30

200 Personnel Services – Employee Benefits

210 Group Insurance – Contracted Provider

33,445.75

220 Social Security Contributions

3,602.09

230 PSERS Retirement Contributions

12,846.78

260 Workers' Compensation

249.50

Total Personnel Services – Employee Benefits

\$50,144.12

300 Purchased Professional and Technical Services

329 Professional Educational Services – Other

2,104.38

Total Purchased Professional and Technical Services

\$2,104.38

Total 2440 Nursing Services

\$102,121.80

General Fund (10)

2490 Other Health Services

Elementary

Secondary

Federal

Total

300 Purchased Professional and Technical Services

330 Other Professional Services

370.00

Total Purchased Professional and Technical Services

\$370.00

400 Purchased Property Services

430 Repairs and Maintenance Services

200.00

Total Purchased Property Services

\$200.00

600 Supplies

610 General Supplies

2,007.34

Total Supplies

\$2,007.34

Total 2490 Other Health Services

\$2,577.34

General Fund (10)

2500 Support Services – Business

Elementary Secondary Federal Total

100 Personnel Services – Salaries

100 Personnel Services – Salaries 379,606.26

Total Personnel Services – Salaries \$379,606.26

200 Personnel Services – Employee Benefits

210 Group Insurance – Contracted Provider 140,646.06

220 Social Security Contributions 28,068.67

230 PSERS Retirement Contributions 98,090.23

260 Workers' Compensation 1,903.66

290 Other Current Employee Benefits 1,472.96

Total Personnel Services – Employee Benefits \$270,181.58

300 Purchased Professional and Technical Services

340 Technical Services 31,999.18

Total Purchased Professional and Technical Services \$31,999.18

400 Purchased Property Services

410 Cleaning Services 863.96

440 Rentals 58,711.39

Total Purchased Property Services \$59,575.35

500 Other Purchased Services

530 Communications 35,480.18

549 Other Advertising/Public Relations 2,218.84

580 Travel 4,860.41

Total Other Purchased Services \$42,559.43

600 Supplies

610 General Supplies 12,341.57

Total Supplies \$12,341.57

800 Other Objects

810 Dues and Fees 428.00

890 Miscellaneous Expenditures 12,241.02 20,881.82

Total Other Objects \$12,241.02 \$21,309.82

Total 2500 Support Services – Business \$12,241.02 \$817,573.19

General Fund (10)

2510 Fiscal Services

Elementary

Secondary

Federal

Total

100 Personnel Services – Salaries

100 Personnel Services – Salaries

294,161.47

Total Personnel Services – Salaries

\$294,161.47

200 Personnel Services – Employee Benefits

210 Group Insurance – Contracted Provider

94,193.65

220 Social Security Contributions

21,929.01

230 PSERS Retirement Contributions

76,011.48

260 Workers' Compensation

1,476.38

290 Other Current Employee Benefits

1,472.96

Total Personnel Services – Employee Benefits

\$195,083.48

300 Purchased Professional and Technical Services

340 Technical Services

25,999.18

Total Purchased Professional and Technical Services

\$25,999.18

500 Other Purchased Services

580 Travel

3,716.45

Total Other Purchased Services

\$3,716.45

800 Other Objects

810 Dues and Fees

279.00

Total Other Objects

\$279.00

Total 2510 Fiscal Services

\$519,239.58

General Fund (10)

2511 Supervision of Fiscal Services - Head of Component

Elementary

Secondary

Federal

Total

100 Personnel Services – Salaries

100 Personnel Services – Salaries

149,346.50

Total Personnel Services – Salaries

\$149,346.50

200 Personnel Services – Employee Benefits

210 Group Insurance – Contracted Provider

37,866.45

220 Social Security Contributions

11,055.68

230 PSERS Retirement Contributions

38,591.18

260 Workers' Compensation

747.30

290 Other Current Employee Benefits

438.29

Total Personnel Services – Employee Benefits

\$88,698.90

500 Other Purchased Services

580 Travel

2,779.70

Total Other Purchased Services

\$2,779.70

800 Other Objects

810 Dues and Fees

89.00

Total Other Objects

\$89.00

Total 2511 Supervision of Fiscal Services - Head of Component

\$240,914.10

General Fund (10)

2513 Receiving and Disbursing Funds Services

Elementary

Secondary

Federal

Total

100 Personnel Services – Salaries

100 Personnel Services – Salaries

34,635.76

Total Personnel Services – Salaries

\$34,635.76

200 Personnel Services – Employee Benefits

210 Group Insurance – Contracted Provider

18,580.96

220 Social Security Contributions

2,496.52

230 PSERS Retirement Contributions

8,949.94

260 Workers' Compensation

173.16

Total Personnel Services – Employee Benefits

\$30,200.58

Total 2513 Receiving and Disbursing Funds Services

\$64,836.34

General Fund (10)

2514 Payroll Services

	<u>Elementary</u>	<u>Secondary</u>	<u>Federal</u>	<u>Total</u>
100 Personnel Services – Salaries				
100 Personnel Services – Salaries				39,958.21
Total Personnel Services – Salaries				\$39,958.21
200 Personnel Services – Employee Benefits				
210 Group Insurance – Contracted Provider				18,679.17
220 Social Security Contributions				2,971.10
230 PSERS Retirement Contributions				10,325.24
260 Workers' Compensation				199.75
Total Personnel Services – Employee Benefits				\$32,175.26
300 Purchased Professional and Technical Services				
340 Technical Services				15,629.22
Total Purchased Professional and Technical Services				\$15,629.22
500 Other Purchased Services				
580 Travel				213.75
Total Other Purchased Services				\$213.75
Total 2514 Payroll Services				\$87,976.44

General Fund (10)

	<u>Elementary</u>	<u>Secondary</u>	<u>Federal</u>	<u>Total</u>
2515 Financial Accounting Services				
100 Personnel Services – Salaries				
100 Personnel Services – Salaries				70,221.00
Total Personnel Services – Salaries				\$70,221.00
200 Personnel Services – Employee Benefits				
210 Group Insurance – Contracted Provider				19,067.07
220 Social Security Contributions				5,405.71
230 PSERS Retirement Contributions				18,145.12
260 Workers' Compensation				356.17
290 Other Current Employee Benefits				1,034.67
Total Personnel Services – Employee Benefits				\$44,008.74
300 Purchased Professional and Technical Services				
340 Technical Services				10,369.96
Total Purchased Professional and Technical Services				\$10,369.96
500 Other Purchased Services				
580 Travel				723.00
Total Other Purchased Services				\$723.00
800 Other Objects				
810 Dues and Fees				190.00
Total Other Objects				\$190.00
Total 2515 Financial Accounting Services				\$125,512.70

General Fund (10)

2520 Purchasing Services

Elementary

Secondary

Federal

Total

100 Personnel Services – Salaries

100 Personnel Services – Salaries

17,317.82

Total Personnel Services – Salaries

\$17,317.82

200 Personnel Services – Employee Benefits

210 Group Insurance – Contracted Provider

9,290.49

220 Social Security Contributions

1,274.79

230 PSERS Retirement Contributions

4,474.86

260 Workers' Compensation

86.58

Total Personnel Services – Employee Benefits

\$15,126.72

Total 2520 Purchasing Services

\$32,444.54

General Fund (10)

2530 Warehousing and Distributing Services

Elementary

Secondary

Federal

Total

100 Personnel Services – Salaries

100 Personnel Services – Salaries

30,252.25

Total Personnel Services – Salaries

\$30,252.25

200 Personnel Services – Employee Benefits

210 Group Insurance – Contracted Provider

18,580.96

220 Social Security Contributions

2,258.02

230 PSERS Retirement Contributions

7,817.14

260 Workers' Compensation

151.27

Total Personnel Services – Employee Benefits

\$28,807.39

400 Purchased Property Services

410 Cleaning Services

863.96

Total Purchased Property Services

\$863.96

600 Supplies

610 General Supplies

7.37

Total Supplies

\$7.37

Total 2530 Warehousing and Distributing Services

\$59,930.97

General Fund (10)

2540 Printing, Publishing and Duplicating Services

Elementary

Secondary

Federal

Total

100 Personnel Services – Salaries

100 Personnel Services – Salaries

37,874.72

Total Personnel Services – Salaries

\$37,874.72

200 Personnel Services – Employee Benefits

210 Group Insurance – Contracted Provider

18,580.96

220 Social Security Contributions

2,606.85

230 PSERS Retirement Contributions

9,786.75

260 Workers' Compensation

189.43

Total Personnel Services – Employee Benefits

\$31,163.99

400 Purchased Property Services

440 Rentals

58,711.39

Total Purchased Property Services

\$58,711.39

600 Supplies

610 General Supplies

10,722.27

Total Supplies

\$10,722.27

Total 2540 Printing, Publishing and Duplicating Services

\$138,472.37

General Fund (10)

2590 Other Support Services – Business

Elementary Secondary Federal Total

300 Purchased Professional and Technical Services

340 Technical Services 6,000.00

Total Purchased Professional and Technical Services \$6,000.00

500 Other Purchased Services

530 Communications 35,480.18

549 Other Advertising/Public Relations 2,218.84

580 Travel 1,143.96

Total Other Purchased Services \$38,842.98

600 Supplies

610 General Supplies 1,611.93

Total Supplies \$1,611.93

800 Other Objects

810 Dues and Fees 149.00

890 Miscellaneous Expenditures 20,881.82

Total Other Objects \$21,030.82

Total 2590 Other Support Services – Business \$12,241.02 \$12,241.02 \$67,485.73

General Fund (10)

	<u>Elementary</u>	<u>Secondary</u>	<u>Federal</u>	<u>Total</u>
2600 Operation and Maintenance of Plant Services				
100 Personnel Services – Salaries				
100 Personnel Services – Salaries				1,024,175.66
Total Personnel Services – Salaries				\$1,024,175.66
200 Personnel Services – Employee Benefits				
210 Group Insurance – Contracted Provider				375,079.58
220 Social Security Contributions				76,888.00
230 PSERS Retirement Contributions				252,453.54
250 Unemployment Compensation				9,831.92
260 Workers' Compensation				4,695.04
290 Other Current Employee Benefits				900.00
Total Personnel Services – Employee Benefits				\$719,848.08
300 Purchased Professional and Technical Services				
330 Other Professional Services				75.00
340 Technical Services				8,295.32
390 Other Purchased Professional and Technical Services				38,427.91
Total Purchased Professional and Technical Services				\$46,798.23
400 Purchased Property Services				
410 Cleaning Services				72,177.74
420 Utility Services				399,046.07
430 Repairs and Maintenance Services				173,249.81
440 Rentals				846.81
Total Purchased Property Services				\$645,320.43
500 Other Purchased Services				
521 Fire Insurance				98,441.05
522 Automotive Liability Insurance				10,500.95
530 Communications				85,621.89
580 Travel				1,715.63
Total Other Purchased Services				\$196,279.52
600 Supplies				
610 General Supplies	85,490.57	142,640.68		228,131.25
620 Energy				156,006.97
Total Supplies	\$85,490.57	\$142,640.68		\$384,138.22
700 Property				
760 Equipment – Replacement				14,503.73
Total Property				\$14,503.73
800 Other Objects				
810 Dues and Fees				1,157.20
Total Other Objects				\$1,157.20
Total 2600 Operation and Maintenance of Plant Services	\$85,490.57	\$142,640.68		\$3,032,221.07

General Fund (10)

	<u>Elementary</u>	<u>Secondary</u>	<u>Federal</u>	<u>Total</u>
2610 Supervision of Operation and Maintenance of Plant Services				
100 Personnel Services – Salaries				
100 Personnel Services – Salaries				95,855.27
Total Personnel Services – Salaries				\$95,855.27
200 Personnel Services – Employee Benefits				
210 Group Insurance – Contracted Provider				18,995.02
220 Social Security Contributions				7,241.12
230 PSERS Retirement Contributions				24,768.85
260 Workers' Compensation				483.68
290 Other Current Employee Benefits				900.00
Total Personnel Services – Employee Benefits				\$52,388.67
Total 2610 Supervision of Operation and Maintenance of Plant Services				\$148,243.94

General Fund (10)

	<u>Elementary</u>	<u>Secondary</u>	<u>Federal</u>	<u>Total</u>
2611 Supervision of Operation and Maintenance of Plant Services – Head of Component				
100 Personnel Services – Salaries				
100 Personnel Services – Salaries				95,855.27
Total Personnel Services – Salaries				\$95,855.27
200 Personnel Services – Employee Benefits				
210 Group Insurance – Contracted Provider				18,995.02
220 Social Security Contributions				7,241.12
230 PSERS Retirement Contributions				24,768.85
260 Workers' Compensation				483.68
290 Other Current Employee Benefits				900.00
Total Personnel Services – Employee Benefits				\$52,388.67
Total 2611 Supervision of Operation and Maintenance of Plant Services – Head of Component				\$148,243.94

General Fund (10)

2620 Operation of Buildings Services

100 Personnel Services – Salaries

	<u>Elementary</u>	<u>Secondary</u>	<u>Federal</u>	<u>Total</u>
100 Personnel Services – Salaries				708,191.68
Total Personnel Services – Salaries				\$708,191.68

200 Personnel Services – Employee Benefits

210 Group Insurance – Contracted Provider				281,764.56
220 Social Security Contributions				53,323.89
230 PSERS Retirement Contributions				185,545.77
250 Unemployment Compensation				9,831.92
260 Workers' Compensation				3,141.20
Total Personnel Services – Employee Benefits				\$533,607.34

300 Purchased Professional and Technical Services

330 Other Professional Services				75.00
340 Technical Services				8,295.32
Total Purchased Professional and Technical Services				\$8,370.32

400 Purchased Property Services

410 Cleaning Services				71,344.51
420 Utility Services				399,046.07
430 Repairs and Maintenance Services				158,259.81
440 Rentals				846.81
Total Purchased Property Services				\$629,497.20

500 Other Purchased Services

521 Fire Insurance				98,441.05
522 Automotive Liability Insurance				10,500.95
530 Communications				85,621.89
580 Travel				489.67
Total Other Purchased Services				\$195,053.56

600 Supplies

610 General Supplies	77,149.95	135,265.05		212,415.00
620 Energy				156,006.97
Total Supplies	\$77,149.95	\$135,265.05		\$368,421.97

800 Other Objects

810 Dues and Fees				1,157.20
Total Other Objects				\$1,157.20

Total 2620 Operation of Buildings Services

	\$77,149.95	\$135,265.05		\$2,444,299.27
--	--------------------	---------------------	--	-----------------------

General Fund (10)

	<u>Elementary</u>	<u>Secondary</u>	<u>Federal</u>	<u>Total</u>
2630 Care and Upkeep of Grounds Services				
100 Personnel Services – Salaries				
100 Personnel Services – Salaries				71,046.72
Total Personnel Services – Salaries				\$71,046.72
200 Personnel Services – Employee Benefits				
210 Group Insurance – Contracted Provider				35,302.00
220 Social Security Contributions				4,918.19
230 PSERS Retirement Contributions				16,778.20
260 Workers' Compensation				324.71
Total Personnel Services – Employee Benefits				\$57,323.10
400 Purchased Property Services				
410 Cleaning Services				833.23
430 Repairs and Maintenance Services				14,990.00
Total Purchased Property Services				\$15,823.23
600 Supplies				
610 General Supplies	2,317.47	2,049.34		4,366.81
Total Supplies	\$2,317.47	\$2,049.34		\$4,366.81
Total 2630 Care and Upkeep of Grounds Services	\$2,317.47	\$2,049.34		\$148,559.86

General Fund (10)

	<u>Elementary</u>	<u>Secondary</u>	<u>Federal</u>	<u>Total</u>
2640 Care and Upkeep of Equipment Services				
100 Personnel Services – Salaries				
100 Personnel Services – Salaries				59,592.00
Total Personnel Services – Salaries				\$59,592.00
200 Personnel Services – Employee Benefits				
210 Group Insurance – Contracted Provider				27,870.00
220 Social Security Contributions				4,558.79
230 PSERS Retirement Contributions				15,398.57
260 Workers' Compensation				297.96
Total Personnel Services – Employee Benefits				\$48,125.32
600 Supplies				
610 General Supplies	2,007.72	1,775.43		3,783.15
Total Supplies	\$2,007.72	\$1,775.43		\$3,783.15
700 Property				
760 Equipment – Replacement				12,528.73
Total Property				\$12,528.73
Total 2640 Care and Upkeep of Equipment Services	\$2,007.72	\$1,775.43		\$124,029.20

General Fund (10)

	<u>Elementary</u>	<u>Secondary</u>	<u>Federal</u>	<u>Total</u>
2650 Vehicle Operation and Maintenance Services (Other Than Student Transportation Vehicles)				
100 Personnel Services – Salaries				
100 Personnel Services – Salaries				23,836.80
Total Personnel Services – Salaries				\$23,836.80
200 Personnel Services – Employee Benefits				
210 Group Insurance – Contracted Provider				11,148.00
220 Social Security Contributions				1,823.52
230 PSERS Retirement Contributions				6,159.43
260 Workers' Compensation				119.18
Total Personnel Services – Employee Benefits				\$19,250.13
600 Supplies				
610 General Supplies	4,015.43	3,550.86		7,566.29
Total Supplies	\$4,015.43	\$3,550.86		\$7,566.29
700 Property				
760 Equipment – Replacement				1,975.00
Total Property				\$1,975.00
Total 2650 Vehicle Operation and Maintenance Services (Other Than Student Transportation Vehicles)	\$4,015.43	\$3,550.86		\$52,628.22

General Fund (10)

2660 Safety and Security Services

Elementary

Secondary

Federal

Total

100 Personnel Services – Salaries

100 Personnel Services – Salaries

65,653.19

Total Personnel Services – Salaries

\$65,653.19

200 Personnel Services – Employee Benefits

220 Social Security Contributions

5,022.49

230 PSERS Retirement Contributions

3,802.72

260 Workers' Compensation

328.31

Total Personnel Services – Employee Benefits

\$9,153.52

300 Purchased Professional and Technical Services

390 Other Purchased Professional and Technical Services

38,427.91

Total Purchased Professional and Technical Services

\$38,427.91

500 Other Purchased Services

580 Travel

1,225.96

Total Other Purchased Services

\$1,225.96

Total 2660 Safety and Security Services

\$114,460.58

General Fund (10)

	<u>Elementary</u>	<u>Secondary</u>	<u>Federal</u>	<u>Total</u>
2700 Student Transportation Services				
100 Personnel Services – Salaries				
100 Personnel Services – Salaries				68,743.54
Total Personnel Services – Salaries				\$68,743.54
200 Personnel Services – Employee Benefits				
210 Group Insurance – Contracted Provider				18,933.23
220 Social Security Contributions				5,101.52
230 PSERS Retirement Contributions				17,763.41
260 Workers' Compensation				343.72
Total Personnel Services – Employee Benefits				\$42,141.88
300 Purchased Professional and Technical Services				
340 Technical Services				8,076.42
Total Purchased Professional and Technical Services				\$8,076.42
400 Purchased Property Services				
420 Utility Services				238.50
430 Repairs and Maintenance Services				997.16
Total Purchased Property Services				\$1,235.66
500 Other Purchased Services				
513 Contracted Carriers				1,636,553.29
516 Student Transportation Services From the IU				6,415.82
Total Other Purchased Services				\$1,642,969.11
600 Supplies				
610 General Supplies				14.74
Total Supplies				\$14.74
Total 2700 Student Transportation Services				\$1,763,181.35

General Fund (10)

2710 Supervision of Student Transportation Services

Elementary

Secondary

Federal

Total

100 Personnel Services – Salaries

100 Personnel Services – Salaries

68,743.54

Total Personnel Services – Salaries

\$68,743.54

200 Personnel Services – Employee Benefits

210 Group Insurance – Contracted Provider

18,933.23

220 Social Security Contributions

5,101.52

230 PSERS Retirement Contributions

17,763.41

260 Workers' Compensation

343.72

Total Personnel Services – Employee Benefits

\$42,141.88

300 Purchased Professional and Technical Services

340 Technical Services

2,980.00

Total Purchased Professional and Technical Services

\$2,980.00

600 Supplies

610 General Supplies

14.74

Total Supplies

\$14.74

Total 2710 Supervision of Student Transportation Services

\$113,880.16

General Fund (10)

2711 Supervision of Student Transportation Services – Head of Component

Elementary

Secondary

Federal

Total

100 Personnel Services – Salaries

100 Personnel Services – Salaries

68,743.54

Total Personnel Services – Salaries

\$68,743.54

200 Personnel Services – Employee Benefits

210 Group Insurance – Contracted Provider

18,933.23

220 Social Security Contributions

5,101.52

230 PSERS Retirement Contributions

17,763.41

260 Workers' Compensation

343.72

Total Personnel Services – Employee Benefits

\$42,141.88

300 Purchased Professional and Technical Services

340 Technical Services

2,980.00

Total Purchased Professional and Technical Services

\$2,980.00

600 Supplies

610 General Supplies

14.74

Total Supplies

\$14.74

Total 2711 Supervision of Student Transportation Services – Head of Component

\$113,880.16

LEA : 117414003 Jersey Shore Area SD

Printed 1/10/2017 3:28:09 PM

General Fund (10)

2720 Vehicle Operation Services

Elementary

Secondary

Federal

Total

500 Other Purchased Services

513 Contracted Carriers

1,635,518.37

516 Student Transportation Services From the IU

6,415.82

Total Other Purchased Services

\$1,641,934.19

Total 2720 Vehicle Operation Services

\$1,641,934.19

General Fund (10)

2730 Monitoring Services

Elementary

Secondary

Federal

Total

300 Purchased Professional and Technical Services

340 Technical Services

5,096.42

Total Purchased Professional and Technical Services

\$5,096.42

400 Purchased Property Services

420 Utility Services

238.50

430 Repairs and Maintenance Services

997.16

Total Purchased Property Services

\$1,235.66

Total 2730 Monitoring Services

\$6,332.08

General Fund (10)

2750 Nonpublic Transportation

Elementary

Secondary

Federal

Total

500 Other Purchased Services

513 Contracted Carriers

1,034.92

Total Other Purchased Services

\$1,034.92

Total 2750 Nonpublic Transportation

\$1,034.92

General Fund (10)

	<u>Elementary</u>	<u>Secondary</u>	<u>Federal</u>	<u>Total</u>
2800 Support Services – Central				
100 Personnel Services – Salaries				
100 Personnel Services – Salaries				12,059.63
Total Personnel Services – Salaries				\$12,059.63
200 Personnel Services – Employee Benefits				
220 Social Security Contributions				912.19
230 PSERS Retirement Contributions				3,116.38
260 Workers’ Compensation				60.44
Total Personnel Services – Employee Benefits				\$4,089.01
300 Purchased Professional and Technical Services				
390 Other Purchased Professional and Technical Services				1,522.56
Total Purchased Professional and Technical Services				\$1,522.56
500 Other Purchased Services				
549 Other Advertising/Public Relations				5,928.82
Total Other Purchased Services				\$5,928.82
600 Supplies				
610 General Supplies				341.37
Total Supplies				\$341.37
Total 2800 Support Services – Central				\$23,941.39

General Fund (10)

2830 Staff Services

Elementary

Secondary

Federal

Total

100 Personnel Services – Salaries

100 Personnel Services – Salaries

12,059.63

Total Personnel Services – Salaries

\$12,059.63

200 Personnel Services – Employee Benefits

220 Social Security Contributions

912.19

230 PSERS Retirement Contributions

3,116.38

260 Workers' Compensation

60.44

Total Personnel Services – Employee Benefits

\$4,089.01

300 Purchased Professional and Technical Services

390 Other Purchased Professional and Technical Services

1,522.56

Total Purchased Professional and Technical Services

\$1,522.56

500 Other Purchased Services

549 Other Advertising/Public Relations

5,928.82

Total Other Purchased Services

\$5,928.82

600 Supplies

610 General Supplies

341.37

Total Supplies

\$341.37

Total 2830 Staff Services

\$23,941.39

LEA : 117414003 Jersey Shore Area SD

Printed 1/10/2017 3:28:09 PM

General Fund (10)

2832 Recruitment and Placement Services

Elementary

Secondary

Federal

Total

500 Other Purchased Services

549 Other Advertising/Public Relations

5,928.82

Total Other Purchased Services

\$5,928.82

Total 2832 Recruitment and Placement Services

\$5,928.82

LEA : 117414003 Jersey Shore Area SD

Printed 1/10/2017 3:28:09 PM

General Fund (10)

2833 Staff Accounting Services

Elementary

Secondary

Federal

Total

300 Purchased Professional and Technical Services

390 Other Purchased Professional and Technical Services

1,522.56

Total Purchased Professional and Technical Services

\$1,522.56

Total 2833 Staff Accounting Services

\$1,522.56

General Fund (10)

2839 Other Staff Services

Elementary

Secondary

Federal

Total

100 Personnel Services – Salaries

100 Personnel Services – Salaries

12,059.63

Total Personnel Services – Salaries

\$12,059.63

200 Personnel Services – Employee Benefits

220 Social Security Contributions

912.19

230 PSERS Retirement Contributions

3,116.38

260 Workers' Compensation

60.44

Total Personnel Services – Employee Benefits

\$4,089.01

600 Supplies

610 General Supplies

341.37

Total Supplies

\$341.37

Total 2839 Other Staff Services

\$16,490.01

LEA : 117414003 Jersey Shore Area SD

Printed 1/10/2017 3:28:11 PM

Page - 1 of 2

General Fund (10)**3000 Operation of Non-Instructional Services****Total****100 Personnel Services – Salaries**

100 Personnel Services – Salaries 359,538.94

Total Personnel Services – Salaries**\$359,538.94****200 Personnel Services – Employee Benefits**

210 Group Insurance – Contracted Provider 17,753.64

220 Social Security Contributions 27,369.21

230 PSERS Retirement Contributions 89,542.23

250 Unemployment Compensation 2,349.17

260 Workers' Compensation 1,812.14

290 Other Current Employee Benefits 747.29

Total Personnel Services – Employee Benefits**\$139,573.68****300 Purchased Professional and Technical Services**

330 Other Professional Services 6,532.50

390 Other Purchased Professional and Technical Services 26,250.00

Total Purchased Professional and Technical Services**\$32,782.50****400 Purchased Property Services**

430 Repairs and Maintenance Services 7,457.15

Total Purchased Property Services**\$7,457.15****500 Other Purchased Services**

510 Student Transportation Services 77,602.33

530 Communications 2,186.11

549 Other Advertising/Public Relations 276.40

580 Travel 14,017.84

Total Other Purchased Services**\$94,082.68****600 Supplies**

610 General Supplies 60,421.26

Total Supplies**\$60,421.26****700 Property**

750 Equipment – Original and Additional 5,995.00

Total Property**\$5,995.00****800 Other Objects**

810 Dues and Fees 8,863.00

890 Miscellaneous Expenditures 7,252.08

Total Other Objects**\$16,115.08****Total 3000 Operation of Non-Instructional Services****\$715,966.29**

General Fund (10)

3200 Student Activities

Elementary Secondary Federal Total

100 Personnel Services – Salaries				
100 Personnel Services – Salaries				359,538.94
Total Personnel Services – Salaries				\$359,538.94
200 Personnel Services – Employee Benefits				
210 Group Insurance – Contracted Provider				17,753.64
220 Social Security Contributions				27,369.21
230 PSERS Retirement Contributions				89,542.23
250 Unemployment Compensation				2,349.17
260 Workers' Compensation				1,812.14
290 Other Current Employee Benefits				747.29
Total Personnel Services – Employee Benefits				\$139,573.68
300 Purchased Professional and Technical Services				
330 Other Professional Services				6,532.50
390 Other Purchased Professional and Technical Services				26,250.00
Total Purchased Professional and Technical Services				\$32,782.50
400 Purchased Property Services				
430 Repairs and Maintenance Services				7,457.15
Total Purchased Property Services				\$7,457.15
500 Other Purchased Services				
510 Student Transportation Services				77,602.33
530 Communications				2,186.11
549 Other Advertising/Public Relations				276.40
580 Travel				14,017.84
Total Other Purchased Services				\$94,082.68
600 Supplies				
610 General Supplies				60,421.26
Total Supplies				\$60,421.26
700 Property				
750 Equipment – Original and Additional				5,995.00
Total Property				\$5,995.00
800 Other Objects				
810 Dues and Fees				8,863.00
890 Miscellaneous Expenditures				7,252.08
Total Other Objects				\$16,115.08
Total 3200 Student Activities				\$715,966.29

General Fund (10)

5000 Other Expenditures and Financing Uses

Total

800 Other Objects

880 Refunds of Prior Years' Receipts

719.11

Total Other Objects

\$719.11

900 Other Uses of Funds

930 Fund Transfers

3,039,705.81

932 Capital Reserve Fund Transfers Applicable To Fund 32

1,156,930.00

Total Other Uses of Funds

\$4,196,635.81

Total 5000 Other Expenditures and Financing Uses

\$4,197,354.92

General Fund (10)

5100 Debt Service / Other Expenditures and Financing Uses	<u>Elementary</u>	<u>Secondary</u>	<u>Federal</u>	<u>Total</u>
800 <u>Other Objects</u>				
880 Refunds of Prior Years' Receipts				719.11
Total Other Objects				\$719.11
Total 5100 Debt Service / Other Expenditures and Financing Uses				\$719.11

General Fund (10)

5130 Refund of Prior Year Revenues / Receipts

Elementary

Secondary

Federal

Total

800 Other Objects

880 Refunds of Prior Years' Receipts

719.11

Total Other Objects

\$719.11

Total 5130 Refund of Prior Year Revenues / Receipts

\$719.11

LEA : 117414003 Jersey Shore Area SD

Printed 1/10/2017 3:28:13 PM

General Fund (10)

5200 Interfund Transfers – Out

Elementary

Secondary

Federal

Total

900 Other Uses of Funds

930 Fund Transfers

3,039,705.81

932 Capital Reserve Fund Transfers Applicable To Fund 32

1,156,930.00

Total Other Uses of Funds

\$4,196,635.81

Total 5200 Interfund Transfers – Out

\$4,196,635.81

LEA : 117414003 Jersey Shore Area SD

Printed 1/10/2017 3:28:13 PM

General Fund (10)

5230 Capital Projects Fund Transfers

Elementary

Secondary

Federal

Total

900 Other Uses of Funds

932 Capital Reserve Fund Transfers Applicable To Fund 32

1,156,930.00

Total Other Uses of Funds

\$1,156,930.00

Total 5230 Capital Projects Fund Transfers

\$1,156,930.00

LEA : 117414003 Jersey Shore Area SD

Printed 1/10/2017 3:28:13 PM

General Fund (10)

	<u>Elementary</u>	<u>Secondary</u>	<u>Federal</u>	<u>Total</u>
5240 Debt Service Fund Transfers				
900 <u>Other Uses of Funds</u>				
930 Fund Transfers				3,039,705.81
Total Other Uses of Funds				\$3,039,705.81
Total 5240 Debt Service Fund Transfers				\$3,039,705.81

Capital Reserve Fund - § 1431 (32)

4000 Facilities Acquisition, Construction and Improvement Services

Total

300 Purchased Professional and Technical Services

330 Other Professional Services 24,136.96

Total Purchased Professional and Technical Services \$24,136.96

400 Purchased Property Services

450 Construction Services 34,240.28

Total Purchased Property Services \$34,240.28

700 Property

710 Land and Improvements 79,799.03

750 Equipment – Original and Additional 22,581.14

760 Equipment – Replacement 650,652.83

Total Property \$753,033.00

Total 4000 Facilities Acquisition, Construction and Improvement Services \$811,410.24

LEA : 117414003 Jersey Shore Area SD

Printed 1/10/2017 3:28:12 PM

Capital Reserve Fund - § 1431 (32)

4200 Existing Site Improvement Services

Elementary

Secondary

Federal

Total

700 Property

710 Land and Improvements

79,799.03

Total Property

\$79,799.03

Total 4200 Existing Site Improvement Services

\$79,799.03

LEA : 117414003 Jersey Shore Area SD

Printed 1/10/2017 3:28:12 PM

Capital Reserve Fund - § 1431 (32)

4400 Architecture and Engineering Services / Educational Specifications – Improvements

Elementary

Secondary

Federal

Total

300 Purchased Professional and Technical Services

330 Other Professional Services

24,136.96

Total Purchased Professional and Technical Services

\$24,136.96

Total 4400 Architecture and Engineering Services / Educational Specifications – Improvements

\$24,136.96

LEA : 117414003 Jersey Shore Area SD

Printed 1/10/2017 3:28:12 PM

Capital Reserve Fund - § 1431 (32)

4600 Existing Building Improvement Services

Elementary

Secondary

Federal

Total

400 Purchased Property Services

450 Construction Services

34,240.28

Total Purchased Property Services

\$34,240.28

700 Property

750 Equipment – Original and Additional

22,581.14

760 Equipment – Replacement

650,652.83

Total Property

\$673,233.97

Total 4600 Existing Building Improvement Services

\$707,474.25

LEA : 117414003 Jersey Shore Area SD

Printed 1/10/2017 3:28:14 PM

Debt Service Fund (40)

5000 Other Expenditures and Financing Uses

Total

800 Other Objects

830 Interest 781,706.00

Total Other Objects \$781,706.00

900 Other Uses of Funds

910 Redemption of Principal 5,347,365.00

Total Other Uses of Funds \$5,347,365.00

Total 5000 Other Expenditures and Financing Uses \$6,129,071.00

Debt Service Fund (40)

5100 Debt Service / Other Expenditures and Financing Uses

Elementary

Secondary

Federal

Total

800 Other Objects

830 Interest

781,706.00

Total Other Objects

\$781,706.00

900 Other Uses of Funds

910 Redemption of Principal

5,347,365.00

Total Other Uses of Funds

\$5,347,365.00

Total 5100 Debt Service / Other Expenditures and Financing Uses

\$6,129,071.00

LEA : 117414003 Jersey Shore Area SD

Printed 1/10/2017 3:28:14 PM

Debt Service Fund (40)

	<u>Elementary</u>	<u>Secondary</u>	<u>Federal</u>	<u>Total</u>
5110 Debt Service				
800 Other Objects				
830 Interest				781,706.00
Total Other Objects				\$781,706.00
900 Other Uses of Funds				
910 Redemption of Principal				2,258,000.00
Total Other Uses of Funds				\$2,258,000.00
Total 5110 Debt Service				\$3,039,706.00

LEA : 117414003 Jersey Shore Area SD

Printed 1/10/2017 3:28:14 PM

Debt Service Fund (40)

5120 Debt Service – Refunded Bonds

Elementary

Secondary

Federal

Total

900 Other Uses of Funds

910 Redemption of Principal

3,089,365.00

Total Other Uses of Funds

\$3,089,365.00

Total 5120 Debt Service – Refunded Bonds

\$3,089,365.00

	<u>General Fund(10)</u>	<u>Public Purpose Trust(27)</u>	<u>Other Compt Approved (28)</u>	<u>Athletic / Activity(29)</u>	<u>Capital Reserve (690. 1850)(31)</u>
1000 Instruction					
1100 Regular Programs - Elementary / Secondary	17,639,860.04				
1200 Special Programs - Elementary / Secondary	4,909,366.86				
1300 Vocational Education	959,090.04				
1400 Other Instructional Programs - Elementary / Secondary	203,161.37				
1800 Pre-Kindergarten	98,034.71				
Total Instruction	\$23,809,513.02				
2000 Support Services					
2100 Support Services - Students	1,189,965.64				
2200 Support Services - Instructional Staff	1,258,401.00				
2300 Support Services - Administration	2,130,426.16				
2400 Support Services - Pupil Health	349,237.25				
2500 Support Services - Business	817,573.19				
2600 Operation and Maintenance of Plant Services	3,032,221.07				
2700 Student Transportation Services	1,763,181.35				
2800 Support Services - Central	23,941.39				
Total Support Services	\$10,564,947.05				
3000 Operation of Non-Instructional Services					
3200 Student Activities	715,966.29				
Total Operation of Non-Instructional Services	\$715,966.29				
4000 Facilities Acquisition, Construction and Improvement Services					
4200 Existing Site Improvement Services					
4400 Architecture and Engineering Services / Educational Specifications - Improvements					
4600 Existing Building Improvement Services					
Total Facilities Acquisition, Construction and Improvement Services					
5000 Other Expenditures and Financing Uses					
5100 Debt Service / Other Expenditures and Financing Uses	719.11				
5200 Interfund Transfers - Out	4,196,635.81				
Total Other Expenditures and Financing Uses	\$4,197,354.92				
TOTAL ACTUAL EXPENDITURES & OTHER FINANCING USES	\$39,287,781.28				

	<u>Capital Reserve (1431)(32)</u>	<u>Other Capital Projects Fund(39)</u>	<u>Debt Service(40)</u>	<u>Permanent(90)</u>	<u>Total</u>
1000 Instruction					
1100 Regular Programs - Elementary / Secondary					17,639,860.04
1200 Special Programs - Elementary / Secondary					4,909,366.86
1300 Vocational Education					959,090.04
1400 Other Instructional Programs - Elementary / Secondary					203,161.37
1800 Pre-Kindergarten					98,034.71
Total Instruction					\$23,809,513.02
2000 Support Services					
2100 Support Services - Students					1,189,965.64
2200 Support Services - Instructional Staff					1,258,401.00
2300 Support Services - Administration					2,130,426.16
2400 Support Services - Pupil Health					349,237.25
2500 Support Services - Business					817,573.19
2600 Operation and Maintenance of Plant Services					3,032,221.07
2700 Student Transportation Services					1,763,181.35
2800 Support Services - Central					23,941.39
Total Support Services					\$10,564,947.05
3000 Operation of Non-Instructional Services					
3200 Student Activities					715,966.29
Total Operation of Non-Instructional Services					\$715,966.29
4000 Facilities Acquisition, Construction and Improvement Services					
4200 Existing Site Improvement Services		79,799.03			79,799.03
4400 Architecture and Engineering Services / Educational Specifications - Improvements		24,136.96			24,136.96
4600 Existing Building Improvement Services		707,474.25			707,474.25
Total Facilities Acquisition, Construction and Improvement Services		\$811,410.24			\$811,410.24
5000 Other Expenditures and Financing Uses					
5100 Debt Service / Other Expenditures and Financing Uses			6,129,071.00		6,129,790.11
5200 Interfund Transfers - Out					4,196,635.81
Total Other Expenditures and Financing Uses			\$6,129,071.00		\$10,326,425.92
TOTAL ACTUAL EXPENDITURES & OTHER FINANCING USES		\$811,410.24	\$6,129,071.00		\$46,228,262.52

LEA : 117414003 Jersey Shore Area SD

Printed 1/10/2017 3:28:22 PM

PSERS Salary Data (Salary Data should relate to the General Fund only)

Amount Description	Amount
Total Salary Base for salaries subject to PSERS withholding	16,107,113.71
Total Federally Funded salaries subject to PSERS withholding	750,306.02
	<hr/>

Title I Expenditure Data

Amount Description	Amount
Expenditures Funded with Current Title I Funds	425,834.00
Expenditures Funded with Carry over Title I Funds	
Total Title I Expenditure Data	<hr/> \$425,834.00 <hr/>

Title I ARRA Amount

Amount Description	Amount
Portion of Total Title I Expenditures funded with ARRA Title I	<hr/>

Benefits for Staff Relative to Collective Bargaining Agreements

	OBJECT	COVERED	NOT COVERED	TOTAL
10 General Fund	No Self Insurance data to report			
	211 Medical Insurance	3,443,711.12	1,173,992.43	4,617,703.55
	212 Dental Insurance	119,520.09	39,453.23	158,973.32
	215 Eye Care Insurance			
	216 Prescription Insurance			
	271 Self-Insurance Medical Benefits			
	272 Self-Insurance Dental Benefits			
	275 Self-Insurance Eye Care Benefits			
	276 Self-Insurance Prescription Benefits			
	FUND TOTAL		\$3,563,231.21	\$1,213,445.66
50 Enterprise Fund	No Self Insurance data to report			
	211 Medical Insurance		130,342.68	130,342.68
	212 Dental Insurance		4,739.76	4,739.76
	215 Eye Care Insurance			
	216 Prescription Insurance			
	271 Self-Insurance Medical Benefits			
	272 Self-Insurance Dental Benefits			
	275 Self-Insurance Eye Care Benefits			
	276 Self-Insurance Prescription Benefits			
	FUND TOTAL		\$135,082.44	\$135,082.44
60 Internal Service Fund	No Self Insurance data to report			
	211 Medical Insurance			
	212 Dental Insurance			
	215 Eye Care Insurance			
	216 Prescription Insurance			
	271 Self-Insurance Medical Benefits			
	272 Self-Insurance Dental Benefits			
	275 Self-Insurance Eye Care Benefits			
	276 Self-Insurance Prescription Benefits			
	FUND TOTAL			
Total of All Funds		\$3,563,231.21	\$1,348,528.10	\$4,911,759.31

LEA : 117414003 Jersey Shore Area SD

Printed 1/10/2017 3:28:23 PM

Function	Special Education (Prior Year)	Nonspecial Education (Prior Year)	Total (Prior Year)	Special Education (Current Year)	Nonspecial Education (Current Year)	Total (Current Year)
2120 Guidance Services	137,723.36	488,291.91	626,015.27	146,891.52	520,797.22	667,688.74
2140 Psychological Services	246,794.71	57,890.12	304,684.83	195,051.86	45,752.91	240,804.77
2150 Speech Pathology and Audiology Services	217,775.52		217,775.52	210,150.42		210,150.42
2160 Social Work Services						
2260 Instruction and Curriculum Development Services	118,486.45	16,157.24	134,643.69	90,447.24	12,333.71	102,780.95
2350 Legal and Accounting Services	30,129.90	34,498.32	64,628.22	14,125.43	57,819.31	71,944.74
2420 Medical Services	30,456.44	91,369.31	121,825.75	31,964.66	95,893.97	127,858.63
2440 Nursing Services	19,563.68	78,254.74	97,818.42	20,424.36	81,697.44	102,121.80
2700 Student Transportation Services	474,181.12	1,360,406.06	1,834,587.18	434,455.28	1,328,725.72	1,763,181.00
Total	\$1,275,111.18	\$2,126,867.70	\$3,401,978.88	\$1,143,510.77	\$2,143,020.28	\$3,286,531.05

(PRINCIPAL AMOUNTS ONLY)

ALL GOVERNMENTAL FUND TYPES

	Short-Term Borrowing	General Obligation Bonds/Notes	Authority Building Obligations	Other Long-Term Debt	Other Post-Employment Benefits (OPEB)	Compensated Absences	Net Pension Liability	Total
1. Debt at Beginning of Fiscal Year		39,175,000.00			1,537,485.00	747,329.27	50,923,856.00	92,383,670.27
2. Additional Debt Incurred During Year		3,147,000.00			967,647.00	391,505.86	4,489,216.00	8,995,368.86
3. Retirements and Repayments		5,298,000.00			533,715.00	372,845.26		6,204,560.26
4. Debt at End of Fiscal Year		37,024,000.00			1,971,417.00	765,989.87	55,413,072.00	95,174,478.87
5. Accreted Interest at End Of Fiscal Year								
6. Total Debt and Accreted Interest		37,024,000.00			1,971,417.00	765,989.87	55,413,072.00	95,174,478.87
7. Current Portion P&I - Due within 1 year		3,235,142.00						3,235,142.00
8. Interest Paid during current fiscal year		781,706.00						781,706.00

(PRINCIPAL AMOUNTS ONLY)

ALL PROPRIETARY FUND TYPES

	Short-Term Borrowing	General Obligation Bonds/Notes	Authority Building Obligations	Other Long-Term Debt	Other Post-Employment Benefits (OPEB)	Compensated Absences	Net Pension Liability	Total
1. Debt at Beginning of Fiscal Year						4,445.00	1,045,144.00	1,049,589.00
2. Additional Debt Incurred During Year						800.00	154,784.00	155,584.00
3. Retirements and Repayments						365.00		365.00
4. Debt at End of Fiscal Year						4,880.00	1,199,928.00	1,204,808.00
5. Accreted Interest at End Of Fiscal Year								
6. Total Debt and Accreted Interest						4,880.00	1,199,928.00	1,204,808.00
7. Current Portion P&I - Due within 1 year								
8. Interest Paid during current fiscal year								

Total Principal and Interest Payments Made by Your School - All Funds

Function	Fund		Principal (910)	Principal (920)	Interest (830)	Total (Principal +Interest)	Misc Other Uses (990)
5110	10	General Fund					
5110	20	Special Revenue Funds					
5110	30	Capital Projects Funds					
5110	40	Debt Service Fund	2,258,000.00		781,706.00	3,039,706.00	
5110	90	Permanent Fund					
5120	10	General Fund					
5120	20	Special Revenue Funds					
5120	30	Capital Projects Funds					
5120	40	Debt Service Fund	3,089,365.00			3,089,365.00	
Total Debt Payments - Governmental Funds			\$5,347,365.00		\$781,706.00	\$6,129,071.00	

Function	Fund		Principal (910)	Principal (920)	Interest (830)	Total (Principal +Interest)
5110	50	Enterprise Fund				
5110	60	Internal Service Fund				
5120	50	Enterprise Fund				
5120	60	Internal Service Fund				
Total Debt Payments - Proprietary Funds						

Bond Details
Governmental Funds

Debt Category	Debt Issue Date (MM/YYYY)	Principal Amounts Only			Debt at End of Fiscal Year	Current Portion Due Within One Year (Principal and Interest)	Interest Paid During Fiscal Year
		Debt at Beginning of Fiscal Year	Additions	Reductions / Repayments			
Compensated Absences		747,329.27	391,505.86	372,845.26	765,989.87		
Other Post-Employment Benefits (OPEB)		1,537,485.00	967,647.00	533,715.00	1,971,417.00		
General Obligation Bonds/Notes – CIB	02/2010	100,000.00		100,000.00			1,050.00
General Obligation Bonds/Notes – CIB	08/2010	1,385,000.00		525,000.00	860,000.00	559,006.00	25,388.00
General Obligation Bonds/Notes – CIB	02/2011	3,370,000.00		3,370,000.00			53,490.00
General Obligation Bonds/Notes – CIB	03/2012	9,980,000.00		5,000.00	9,975,000.00	274,125.00	269,188.00
General Obligation Bonds/Notes – CIB	05/2013	4,445,000.00		5,000.00	4,440,000.00	137,656.00	132,706.00
General Obligation Bonds/Notes – CIB	03/2015	7,340,000.00			7,340,000.00	335,198.00	144,623.00
General Obligation Bonds/Notes – CIB	03/2015	2,555,000.00		570,000.00	1,985,000.00	638,650.00	43,094.00
General Obligation Bonds/Notes – CIB	06/2015	6,102,000.00			6,102,000.00	143,936.00	72,031.00
General Obligation Bonds/Notes – CIB	06/2015	3,898,000.00		723,000.00	3,175,000.00	761,753.00	27,237.00
General Obligation Bonds/Notes – CIB	06/2016		3,147,000.00		3,147,000.00	384,818.00	12,899.00
Net Pension Liability		50,923,856.00	4,489,216.00		55,413,072.00		
Totals for Debt Entered:		\$92,383,670.27	\$8,995,368.86	\$6,204,560.26	\$95,174,478.87	\$3,235,142.00	\$781,706.00

Bond Details
Proprietary Funds

Debt Category	Debt Issue Date (MM/YYYY)	Principal Amounts Only			Debt at End of Fiscal Year	Current Portion Due Within One Year (Principal and Interest)	Interest Paid During Fiscal Year
		Debt at Beginning of Fiscal Year	Additions	Reductions / Repayments			
Compensated Absences		4,445.00	800.00	365.00	4,880.00		
Net Pension Liability		1,045,144.00	154,784.00		1,199,928.00		
Totals for Debt Entered:		\$1,049,589.00	\$155,584.00	\$365.00	\$1,204,808.00		

General Fund (10)

Section 1: Tuition/Purchased Services as Reported within Expenditure Detail

	Amount
Tuition Reported in General Fund Expenditures 1000-560	1,509,784.06
Purchased Services in General Fund Expenditures 1000-594 and 1000-597	301.24

Section 1 Total	\$1,510,085.30
------------------------	-----------------------

Section 2: Tuition Paid to Institution Types During Fiscal Year

	Tuition Paid For Nonspecial Education	Tuition Paid For Special Education	Total
1 1306 Institutions	8,990.09	19,695.70	28,685.79
2 Institutionalized Children's Programs	301.24		301.24
3 Juveniles Incarcerated in Adult Facilities	371.03		371.03
4 Residential Treatment Facilities			
5 Other Local Education Agencies	21,748.67	2,991.94	24,740.61
6 Brick and Mortar Charter Schools	473,865.96	451,971.48	925,837.44
7 Cyber Charter Schools	399,906.44	127,742.75	527,649.19
8 Career and Technology Centers	2,500.00		2,500.00
9 Approved Private Schools			
10 PA Chartered Schools for the Deaf and Blind			
11 Private Residential Rehabilitative Institutions			
12 Juvenile Detention Centers			
13 Special Program Jointures			
14 Other Tuition Not Included Elsewhere In This Section			

Section 2 Total	\$907,683.43	\$602,401.87	\$1,510,085.30
------------------------	---------------------	---------------------	-----------------------