

LEA Name : Jersey Shore Area SD
Address : 175 A & P Drive
Jersey Shore , PA 17740

County : Lycoming
AUN Number : 117414003
LEA Type : SD

**Annual Financial Report
Accuracy Certification Statement**

For Fiscal Year Ending

6/30/2021

Pennsylvania Department of Education


&

Office of Comptroller Operations

PDE-2056: Intermediate Unit


PDE-2057: School District, AVTS/CTC, Charter School,
and Special Program Jointure

CERTIFICATION: By signing this page I agree that the electronic data submitted is a complete and accurate statement of the financial operations and status of the local education agency for the fiscal year. It has been prepared in accordance with generally accepted accounting principles and established Commonwealth of PA reporting guidelines.



Chief School Administrator Signature

11/22/21
Date



Board Secretary Signature

11/23/21
Date

Benjamin J Enders

Contact Person

benders@jsasd.org

Contact Person E-mail Address

(570)398-5050

Ext :

Contact Person Telephone Number

(570)398-5089

Contact Person Fax Number

Audit Certification
Annual Financial Report:
For Fiscal Year Ending 6/30/2021
(Pursuant to PA School Code Section 218(b))

LEA Name : Jersey Shore Area SD
AUN Number : 117414003
County : Lycoming

Audit Certification Due: 12/31/2021

This certification is applicable to the Annual Financial Report data submitted through the Consolidated Financial Reporting System (CFRS).


CERTIFICATION: By signing this page I agree that the financial statements of the school have been properly audited as noted above pursuant to Article XXIV, and in the auditor's professional opinion, the Annual Financial Report (PDE-2057) submitted through CFRS is materially consistent with the audited financial statements.

Chief School Administrator


Signature

11/22/21
Date

Board Secretary


Signature

11/23/21
Date

Benjamin J Enders

Contact Person

benders@jsasd.org

Contact Person E-mail Address

(570)398-5050

Ext :

Contact Person Telephone Number

(570)398-5089

Contact Person Fax Number

<u>Val Number</u>	<u>Description</u>	<u>Justification</u>
12195	REG: Current Year AFR Beginning Fund Balance must equal Prior Year AFR Ending Fund Balance. Justifications to this error must fully explain the situation that prompted a fund balance restatement. "Auditor Adjustment" is not a sufficient justification. Total Govt Funds, Beg Bal: \$10,216,795.00 PY Ending Bal, Govt Funds: \$10,018,365.00	Restated due to effect of adoption of GASB Statement No. 84.
12201	REG - Fund 27: Current Year AFR Beginning Fund Balance must equal Prior Year AFR Ending Fund Balance. Justifications to this error must fully explain the situation that prompted a fund balance restatement. "Auditor Adjustment" is not a sufficient justification. REG Fund 27, Beg Fund Bal: \$93,739.00 PY Ending Fund Balance: \$0.00	Restated due to effect of adoption of GASB Statement No. 84.
30430	Revenue Detail: AFR amount must equal or exceed PDE FAI System amount. 7220, AFR Rev Detail: \$125,190.00 7220, PDE FAI System: \$127,667.91	The difference of \$2,477.91 represents a receipt of 2019-2020 revenue that was received in August 2020 and recognized as a receivable/revenue on the 19/20 financial statements/AFR.
50160	SOIN: All Governmental Fund General Obligation Bonds must include an amount for Interest Paid during Fiscal Year. Correct data or enter a justification.	GON 2021 was issued in May 2021. The first interest payment on this debt was not due until September 2021, after the end of the fiscal year.

LEA : 117414003 Jersey Shore Area SD

Printed 11/22/2021 11:31:24 AM

Page - 1 of 6

Amounts Expressed in Whole Dollars	<u>General Fund</u> <u>(10)</u>	<u>Student Sponsored</u> <u>Activity Fund</u> <u>(21)</u>	<u>Public Purpose Trust</u> <u>(27)</u>	<u>Other Compt Approved</u> <u>(28)</u>	<u>Athletic / Activity</u> <u>(29)</u>
Assets And Deferred Outflows Of Resources					
Assets					
0100 Cash and Cash Equivalents	11,708,970	194,839			
0110 Investments			1,251,568		
0120 Taxes Receivable	1,066,276				
0130 Due From Other Funds	698,775		95,115		
0141 Due From Other Governments	2,395,410				
0142 State Revenue Receivable					
0143 Federal Revenue Receivable					
0145 Other Intergovernmental Revenue Receivable					
0146 Due from Primary Government					
0147 Due from Component Unit					
0150 Other Receivables	75,971				
0170 Inventories	26,205				
0180 Prepaid Expenses (Expenditures)	58,083				
0190 Other Current Assets					
Total Assets	\$16,029,690	\$194,839	\$1,346,683		
0910 Deferred Outflows of Resources					
Total Assets And Deferred Outflows Of Resources	\$16,029,690	\$194,839	\$1,346,683		

Amounts Expressed in Whole Dollars

<u>Capital Reserve (690.</u>	<u>Capital Reserve (1431)</u>	<u>Other Capital Projects</u>	<u>Debt Service</u>	<u>Permanent</u>
<u>1850)</u>	<u>(32)</u>	<u>Fund</u>	<u>(40)</u>	<u>(90)</u>
<u>(31)</u>		<u>(39)</u>		

Assets And Deferred Outflows Of Resources**Assets**

0100 Cash and Cash Equivalents	822,795
0110 Investments	
0120 Taxes Receivable	
0130 Due From Other Funds	
0141 Due From Other Governments	
0142 State Revenue Receivable	
0143 Federal Revenue Receivable	
0145 Other Intergovernmental Revenue Receivable	
0146 Due from Primary Government	
0147 Due from Component Unit	
0150 Other Receivables	
0170 Inventories	
0180 Prepaid Expenses (Expenditures)	
0190 Other Current Assets	

Total Assets	\$822,795
---------------------	------------------

0910 Deferred Outflows of Resources	
-------------------------------------	--

Total Assets And Deferred Outflows Of Resources	\$822,795
--	------------------

LEA : 117414003 Jersey Shore Area SD

Printed 11/22/2021 11:31:24 AM

Page - 3 of 6

Amounts Expressed in Whole Dollars

Total Governmental
Funds**Assets And Deferred Outflows Of Resources****Assets**

0100 Cash and Cash Equivalents	12,726,604
0110 Investments	1,251,568
0120 Taxes Receivable	1,066,276
0130 Due From Other Funds	793,890
0141 Due From Other Governments	2,395,410
0142 State Revenue Receivable	
0143 Federal Revenue Receivable	
0145 Other Intergovernmental Revenue Receivable	
0146 Due from Primary Government	
0147 Due from Component Unit	
0150 Other Receivables	75,971
0170 Inventories	26,205
0180 Prepaid Expenses (Expenditures)	58,083
0190 Other Current Assets	

Total Assets	\$18,394,007
---------------------	---------------------

0910 Deferred Outflows of Resources

Total Assets And Deferred Outflows Of Resources	\$18,394,007
--	---------------------

Amounts Expressed in Whole Dollars	<u>General Fund</u> (10)	<u>Student Sponsored</u> <u>Activity Fund</u> (21)	<u>Public Purpose Trust</u> (27)	<u>Other Compt Approved</u> (28)	<u>Athletic / Activity</u> (29)
Liabilities And Deferred Inflows Of Resources And Fund Balances					
Liabilities					
0400 Due to Other Funds	147,526	95,115			
0411 Due to Other Governments					
0412 Due to Primary Government					
0413 Due to Component Unit					
0420 Accounts Payable	842,095				
0430 Contracts Payable					
0440 Current Portion of Long-Term Debt					
0450 Short-Term Payables					
0461 Accrued Salaries and Benefits	4,079,841				
0462 Payroll Deductions and Withholding	181,315				
0480 Unearned Revenues	101,756				
0490 Other Current Liabilities					
Total Liabilities	\$5,352,533	\$95,115			
0950 Deferred Inflows of Resources	887,199				
Fund Balances					
0810 Nonspendable Fund Balance	84,288				
0820 Restricted Fund Balance		99,724	1,346,683		
0830 Committed Fund Balance	4,106,899				
0840 Assigned Fund Balance					
0850 Unassigned Fund Balance	5,598,771				
Total Fund Balances	\$9,789,958	\$99,724	\$1,346,683		
Total Liabilities, Deferred Inflows Of Resources And Fund Balances	\$16,029,690	\$194,839	\$1,346,683		

Amounts Expressed in Whole Dollars	<u>Capital Reserve (690.</u> <u>1850)</u> <u>(31)</u>	<u>Capital Reserve (1431)</u> <u>(32)</u>	<u>Other Capital Projects</u> <u>Fund</u> <u>(39)</u>	<u>Debt Service</u> <u>(40)</u>	<u>Permanent</u> <u>(90)</u>
Liabilities And Deferred Inflows Of Resources And Fund Balances					
Liabilities					
0400 Due to Other Funds					
0411 Due to Other Governments					
0412 Due to Primary Government					
0413 Due to Component Unit					
0420 Accounts Payable					
0430 Contracts Payable					
0440 Current Portion of Long-Term Debt					
0450 Short-Term Payables					
0461 Accrued Salaries and Benefits					
0462 Payroll Deductions and Withholding					
0480 Unearned Revenues					
0490 Other Current Liabilities					
Total Liabilities					
0950 Deferred Inflows of Resources					
Fund Balances					
0810 Nonspendable Fund Balance					
0820 Restricted Fund Balance					
0830 Committed Fund Balance			822,795		
0840 Assigned Fund Balance					
0850 Unassigned Fund Balance					
Total Fund Balances			\$822,795		
Total Liabilities, Deferred Inflows Of Resources And Fund Balances			\$822,795		

Amounts Expressed in Whole Dollars

Total Governmental
Funds**Liabilities And Deferred Inflows Of Resources And Fund Balances****Liabilities**

0400 Due to Other Funds	242,641
0411 Due to Other Governments	
0412 Due to Primary Government	
0413 Due to Component Unit	
0420 Accounts Payable	842,095
0430 Contracts Payable	
0440 Current Portion of Long-Term Debt	
0450 Short-Term Payables	
0461 Accrued Salaries and Benefits	4,079,841
0462 Payroll Deductions and Withholding	181,315
0480 Unearned Revenues	101,756
0490 Other Current Liabilities	

Total Liabilities **\$5,447,648**

0950 Deferred Inflows of Resources	887,199
------------------------------------	---------

Fund Balances

0810 Nonspendable Fund Balance	84,288
0820 Restricted Fund Balance	1,446,407
0830 Committed Fund Balance	4,929,694
0840 Assigned Fund Balance	
0850 Unassigned Fund Balance	5,598,771

Total Fund Balances **\$12,059,160****Total Liabilities, Deferred Inflows Of Resources And Fund Balances** **\$18,394,007**

Amounts Expressed in Whole Dollars	<u>General Fund</u> (10)	<u>Student Sponsored</u> <u>Activity Fund</u> (21)	<u>Public Purpose Trust</u> (27)	<u>Other Compt Approved</u> (28)	<u>Athletic / Activity</u> (29)
Revenues					
6000 Revenue from Local Sources	19,751,663	32,974	1,269,279		
7000 Revenue from State Sources	23,416,661				
8000 Revenue from Federal Sources	1,938,675				
Total Revenues	\$45,106,999	\$32,974	\$1,269,279		
Expenditures					
1000 Instruction	28,004,937				
2000 Support Services	12,563,321				
3000 Operation of Non-Instructional Services	762,063	37,943	16,335		
4000 Facilities Acquisition, Construction and Improvement Services					
5110 Debt Service	3,037,886				
5130 Refund of Prior Year Revenues / Receipts					
Total Expenditures	\$44,368,207	\$37,943	\$16,335		
Excess (Deficiency) Of Revenues Over Expenditures	\$738,792	(\$4,969)	\$1,252,944		
Other Financing Sources (Uses)					
9110 Face Value of Bonds Issued					
9120 Proceeds from Refunding of Bonds					
9130 Bond Premiums					
9200 Proceeds from Extended-Term Financing					
9300 Interfund Transfers - IN	4,505				
9400 Sale of or Compensation for Loss of Fixed Assets	24,596				
9710 Transfers from Component Units					
9720 Transfers from Primary Governments					
9910 Other Financing Sources Not Listed in the 9000 Series					
9990 Insurance Recoveries	1,217				
5120 Debt Service - Refunded Bonds					
5150 Bond Discounts					
5200 Interfund Transfers - Out	325,000				
5300 Transfers Out to Component Units/Primary Governments					
Total Other Financing Sources (Uses)	(\$294,682)				

Amounts Expressed in Whole Dollars

	<u>Capital Reserve (690.1850)</u> <u>(31)</u>	<u>Capital Reserve (1431)</u> <u>(32)</u>	<u>Other Capital Projects</u> <u>Fund</u> <u>(39)</u>	<u>Debt Service</u> <u>(40)</u>	<u>Permanent</u> <u>(90)</u>
Revenues					
6000 Revenue from Local Sources		9,510			
7000 Revenue from State Sources					
8000 Revenue from Federal Sources					
Total Revenues		\$9,510			
Expenditures					
1000 Instruction					
2000 Support Services					
3000 Operation of Non-Instructional Services					
4000 Facilities Acquisition, Construction and Improvement Services		184,231			
5110 Debt Service					
5130 Refund of Prior Year Revenues / Receipts					
Total Expenditures		\$184,231			
Excess (Deficiency) Of Revenues Over Expenditures		(\$174,721)			
Other Financing Sources (Uses)					
9110 Face Value of Bonds Issued					
9120 Proceeds from Refunding of Bonds				8,069,000	
9130 Bond Premiums					
9200 Proceeds from Extended-Term Financing					
9300 Interfund Transfers - IN		325,000			
9400 Sale of or Compensation for Loss of Fixed Assets					
9710 Transfers from Component Units					
9720 Transfers from Primary Governments					
9910 Other Financing Sources Not Listed in the 9000 Series					
9990 Insurance Recoveries					
5120 Debt Service – Refunded Bonds				8,064,495	
5150 Bond Discounts					
5200 Interfund Transfers – Out				4,505	
5300 Transfers Out to Component Units/Primary Governments					
Total Other Financing Sources (Uses)		\$325,000		\$0	

Amounts Expressed in Whole Dollars		<u>Total Governmental Funds</u>
Revenues		
6000 Revenue from Local Sources		21,063,426
7000 Revenue from State Sources		23,416,661
8000 Revenue from Federal Sources		1,938,675
Total Revenues		\$46,418,762
Expenditures		
1000 Instruction		28,004,937
2000 Support Services		12,563,321
3000 Operation of Non-Instructional Services		816,341
4000 Facilities Acquisition, Construction and Improvement Services		184,231
5110 Debt Service		3,037,886
5130 Refund of Prior Year Revenues / Receipts		
Total Expenditures		\$44,606,716
Excess (Deficiency) Of Revenues Over Expenditures		\$1,812,046
Other Financing Sources (Uses)		
9110 Face Value of Bonds Issued		
9120 Proceeds from Refunding of Bonds		8,069,000
9130 Bond Premiums		
9200 Proceeds from Extended-Term Financing		
9300 Interfund Transfers - IN		329,505
9400 Sale of or Compensation for Loss of Fixed Assets		24,596
9710 Transfers from Component Units		
9720 Transfers from Primary Governments		
9910 Other Financing Sources Not Listed in the 9000 Series		
9990 Insurance Recoveries		1,217
5120 Debt Service – Refunded Bonds		8,064,495
5150 Bond Discounts		
5200 Interfund Transfers – Out		329,505
5300 Transfers Out to Component Units/Primary Governments		
Total Other Financing Sources (Uses)		\$30,318

Amounts Expressed in Whole Dollars

	<u>General Fund</u> (10)	<u>Student Sponsored</u> <u>Activity Fund</u> (21)	<u>Public Purpose Trust</u> (27)	<u>Other Compt Approved</u> (28)	<u>Athletic / Activity</u> (29)
Special And Extraordinary Items					
9920 Special Items -- Gains					
9930 Extraordinary Items -- Gains					
5520 Special Items -- Losses					
5530 Extraordinary Items -- Losses					
Net Change In Fund Balances	\$444,110	(\$4,969)	\$1,252,944		
Fund Balance					
0001 Fund Balance - Beginning of Fiscal Year	9,345,847	104,693	93,739		
Fund Balance - End Of Year	\$9,789,957	\$99,724	\$1,346,683		

Amounts Expressed in Whole Dollars		<u>Capital Reserve (690)</u>	<u>Capital Reserve (1431)</u>	<u>Other Capital Projects</u>	<u>Debt Service</u>	<u>Permanent</u>
		<u>1850</u>	<u>(32)</u>	<u>Fund</u>	<u>(40)</u>	<u>(90)</u>
		<u>(31)</u>		<u>(39)</u>		
Special And Extraordinary Items						
9920	Special Items – Gains					
9930	Extraordinary Items – Gains					
5520	Special Items – Losses					
5530	Extraordinary Items – Losses					
Net Change In Fund Balances			\$150,279			
Fund Balance						
0001	Fund Balance - Beginning of Fiscal Year		672,516			
Fund Balance - End Of Year			\$822,795			

Amounts Expressed in Whole Dollars

Total Governmental
Funds**Special And Extraordinary Items**

9920 Special Items – Gains

9930 Extraordinary Items – Gains

5520 Special Items – Losses

5530 Extraordinary Items – Losses

Net Change In Fund Balances **\$1,842,364****Fund Balance**

0001 Fund Balance - Beginning of Fiscal Year 10,216,795

Fund Balance - End Of Year **\$12,059,159**

Amounts Expressed in Whole Dollars	<u>Food Service</u> (51)	<u>Child Care</u> <u>Operations</u> (52)	<u>Other Enterprise</u> (58)	<u>TOTAL</u>	<u>Internal Service</u> (60)
Assets And Deferred Outflows Of Resources					
Current Assets					
0100 Cash and Cash Equivalents	238,048			238,048	
0110 Investments					
0130 Due From Other Funds	147,526			147,526	
0141 Due From Other Governments	138,501			138,501	
0142 State Revenue Receivable					
0143 Federal Revenue Receivable					
0146 Due from Primary Government					
0147 Due from Component Unit					
0150 Other Receivables					
0170 Inventories	17,572			17,572	
0180 Prepaid Expenses (Expenditures)					
0190 Other Current Assets					
Total Current Assets	\$541,647			\$541,647	
Noncurrent Assets					
0211 Land					
0212 Site Improvements (Net)					
0220 Buildings and Building Improvements (Net)					
0230 Machinery, Equipment and Furniture (Net)	16,460			16,460	
0250 Construction in Progress					
0260 Long Term Prepayments					
0290 Other Noncurrent Assets					
Total Noncurrent Assets	\$16,460			\$16,460	
0910 Deferred Outflows of Resources	185,710			185,710	
Total Assets And Deferred Outflows Of Resources	\$743,817			\$743,817	

Amounts Expressed in Whole Dollars	<u>Food Service</u> (51)	<u>Child Care</u> <u>Operations</u> (52)	<u>Other Enterprise</u> (58)	<u>TOTAL</u>	<u>Internal Service</u> (60)
Liabilities And Deferred Inflows Of Resources And Net Position					
Current Liabilities					
0400 Due to Other Funds	698,774			698,774	
0411 Due to Other Governments					
0413 Due to Component Unit					
0420 Accounts Payable	29,159			29,159	
0430 Contracts Payable					
0440 Current Portion of Long-Term Debt					
0450 Short-Term Payables					
0461 Accrued Salaries and Benefits	1,771			1,771	
0462 Payroll Deductions and Withholding					
0480 Unearned Revenues	42,114			42,114	
0490 Other Current Liabilities					
Total Current Liabilities	\$771,818			\$771,818	
Noncurrent Liabilities					
0510 Bonds Payable					
0520 Extended-Term Financing Agreements Payable					
0530 Lease-Purchase Obligations					
0540 Accumulated Compensated Absences	1,280			1,280	
0550 Authority Lease Obligations					
0560 Other Post-Employment Benefits (OPEB)					
0570 Net Pension Liability	1,254,267			1,254,267	
0599 Other Noncurrent Liabilities					
Total Noncurrent Liabilities	\$1,255,547			\$1,255,547	
Total Liabilities	\$2,027,365			\$2,027,365	
0950 Deferred Inflows of Resources	71,525			71,525	
Net Position					
0791 Net Investment in Capital Assets	16,460			16,460	
0008 Restricted Net Position (0792 - 0798)					
0799 Unrestricted Net Position	(1,371,533)			(1,371,533)	
Total Net Position	(\$1,355,073)			(\$1,355,073)	
Total Liabilities And Deferred Inflows Of Resources And Net Position	\$743,817			\$743,817	

Amounts Expressed in Whole Dollars	<u>Food Service</u> (51)	<u>Child Care Operations</u> (52)	<u>Other Enterprise</u> (58)	<u>TOTAL</u>	<u>Internal Service</u> (60)
Operating Revenues					
6600 Food Service Revenue	72,712			72,712	
0071 Charges for Services					
0072 Other Operating Revenue					
Total Operating Revenues	\$72,712			\$72,712	
Operating Expenses					
100 Personnel Services – Salaries	340,111			340,111	
200 Personnel Services – Employee Benefits	253,077			253,077	
300 Purchased Professional and Technical Services					
400 Purchased Property Services	14,911			14,911	
500 Other Purchased Services	481,613			481,613	
600 Supplies	77,552			77,552	
740 Depreciation	11,522			11,522	
810 Dues and Fees					
880 Refunds of Prior Years' Receipts					
890 Miscellaneous Expenditures					
Total Operating Expenses	\$1,178,786			\$1,178,786	
Operating Income (Loss)	(\$1,106,074)			(\$1,106,074)	
Non Operating Revenues (Expenses)					
6500 Earnings on Investments	701			701	
6920 Contributions and Donations from Private Sources					
6930 Gains or Losses on Sale of Fixed Assets					
6991 Refunds of a Prior Year Expenditure					
7000 Revenue from State Sources	114,724			114,724	
8000 Revenue from Federal Sources	924,212			924,212	
9990 Insurance Recoveries					
820 Claims and Judgments Against the LEA					
830 Interest					
TOTAL Non Operating Revenues (Expenses)	\$1,039,637			\$1,039,637	
Income (Loss) Before Contributions And Transfers	(\$66,437)			(\$66,437)	

Amounts Expressed in Whole Dollars	<u>Food Service</u> (51)	<u>Child Care Operations</u> (52)	<u>Other Enterprise</u> (58)	<u>TOTAL</u>	<u>Internal Service</u> (60)
Contributions, Transfers, and Special and Extraordinary Items					
5200 Interfund Transfers – Out					
5300 Transfers Out to Component Units/Primary Governments					
5520 Special Items – Losses					
5530 Extraordinary Items – Losses					
9300 Interfund Transfers - IN					
9500 Capital Contributions					
9700 Transfers IN From Component Units/Primary Governments					
9920 Special Items – Gains					
9930 Extraordinary Items – Gains					
Change In Net Position	(\$66,437)			(\$66,437)	
0002 Net Position - Beginning of Fiscal Year	(1,288,636)			(1,288,636)	
0003 Accounting Changes / Residual Equity Transfers					
Net Position - End Of Year	(\$1,355,073)			(\$1,355,073)	

LEA : 117414003 Jersey Shore Area SD

Printed 11/22/2021 11:32:28 AM

Page - 1 of 4

Amounts Expressed in Whole Dollars	<u>Food Service</u> (51)	<u>Child Care Operations</u> (52)	<u>Other Enterprise</u> (58)	<u>TOTAL</u>	<u>Internal Service(60)</u>
Cash Flows From Operating Activities					
0011 Cash Receipts From Users	285,789			285,789	
0012 Cash Receipts From Assessments Made to Other Funds					
0013 Cash Receipts From Earnings on Investments					
0014 Cash Receipts From Other Operating Revenue					
0015 Cash Payments To Employees For Services	627,634			627,634	
0016 Cash Payments For Insurance Claims					
0017 Cash Payments To Suppliers For Goods and Services	558,977			558,977	
0018 Cash Payments For Other Operating Expenses					
Net Cash Provided By (Used For) Operating Activities	(\$900,822)			(\$900,822)	
Cash Flows From Non-Capital Financing Activities					
0021 Receipts From Local Sources - 6000					
0022 Receipts From State Sources - 7000	133,212			133,212	
0023 Receipts From Federal Sources -8000	804,915			804,915	
0024 Notes and Loans Received (Repaid)					
0025 Interest Paid on Notes/Loans - 5100-830					
0026 Operating Transfers In (Out)/Residual Equity Trans					
0027 Operating Transfers In (Out) Primary Government / Comp Unit					
0028 Receipts From Refund of Prior Year Expenditures - 6991					
0029 Special and Extraordinary Gains (losses)					
0030 Receipts from Insurance Recoveries -9990					
Net Cash Prov By (Used for) Non-Capital Financing Activities	\$938,127			\$938,127	
Cash Flows From Capital and Related Financing Activities					
0031 Payments For Fac Acq, Const, and Imp - 4000					
0032 Gain / (Loss) on Sale of Fixed Assets - 6930					
0033 Proceeds From Extended Term Financing - 9200					
0034 Principal Paid on Financing Agreements					
0035 Interest Paid on Financing Agreements - 5100-830					
0036 (Inc) Dec in Contributed Capital					
Net Cash Prov By (Used for) Capital and Related Financing Activities					
Cash Flows From Investing Activities					
0041 Earnings on Investments - 6500	701			701	
0042 Purchase of Inv Securities / Deposits to Inv Pools					
0043 Receipts From Investment Pool Withdrawals					
0044 Proceeds from Sale and Maturity of Inv Securities					

0045 Loans Received (Paid)		
Net Cash Prov By (Used for) Investing Activities	\$701	\$701

	<u>Food Service</u> (51)	<u>Child Care Operations</u> (52)	<u>Other Enterprise</u> (58)	<u>TOTAL</u>	<u>Internal Service</u> (60)
Net Increase (Decrease) in Cash Flows	38,006			38,006	
0004 Cash and Cash Equivalents Beginning of Year	200,042			200,042	
Cash and Cash Equivalents at Year End	\$238,048			\$238,048	
<hr/>					
Reconciliation of Operating Income (Loss) To Net Cash Provided by (Used For) Operating Activities					
0005 Operating Income (Loss) per REP	(1,106,074)			(1,106,074)	
Adjustments					
0051 Depreciation and Net Amortization	11,522			11,522	
0052 Provision for Uncollectible Accounts					
0053 Other Adjustments					
Effect of Changes in Assets, Liabilities, Deferred Outflows and Deferred Inflows					
0054 (Inc) Dec In Accounts Receivable (0120-0150)					
0055 Advances to Other Funds (0160)	216,434			216,434	
0056 (Inc) Dec in Inventories (0170)	4,866			4,866	
0057 (Inc) Dec in Prepaid Expenses (0180)					
0058 (Inc) Dec in Other Current or Noncurrent Assets					
0064 Deferred Outflows (0910)	(12,574)			(12,574)	
0059 Inc (Dec) in Accounts Payable (0400-0450)	10,233			10,233	
0060 Inc (Dec) in Accrued Salaries/Benefits (0461)	(35,927)			(35,927)	
0065 Inc (Dec) in Net Pension Liabilities (0570)	56,164			56,164	
0066 Inc (Dec) in Other Postemp Benefit Oblig (0560)					
0061 Inc (Dec) in Payroll Deductions/Withholding (0462)					
0062 Inc (Dec) in Unearned Revenue (0480)	(3,357)			(3,357)	
0063 Inc (Dec) in Other Current or Noncurrent Liabilities					
0067 Deferred Inflows (0950)	(42,109)			(42,109)	
Total Adjustments	\$205,252			\$205,252	
Cash Provided By (Used for) Total	(\$900,822)			(\$900,822)	

COMBINED STATEMENT OF CASH FLOWS
SCHEDULE OF NONCASH INVESTING, CAPITAL, AND FINANCING ACTIVITIES

Explanation of Transaction and Balance Sheet Effect	Amount
Total	

LEA : 117414003 Jersey Shore Area SD

Printed 11/22/2021 11:32:38 AM

Page - 1 of 4

Amounts Expressed in Whole Dollars	<u>Private Purpose Trust</u> (71)	<u>Investment Trust</u> (72)	<u>Pension Trust</u> (73)	<u>Student Activity Custodial</u> (81)
Assets And Deferred Outflows Of Resources				
Assets				
0100 Cash and Cash Equivalents	160,909			
0110 Investments				
0130 Due From Other Funds				
0140 Due from Other Governments, Primary Government and Component Units				
0150 Other Receivables				
0170 Inventories				
0180 Prepaid Expenses (Expenditures)				
0190 Other Current Assets				
0220 Buildings and Building Improvements (Net)				
0230 Machinery, Equipment and Furniture (Net)				
Total Assets	\$160,909			
0910 Deferred Outflows of Resources				
Total Assets And Deferred Outflows Of Resources	\$160,909			

Amounts Expressed in Whole Dollars	<u>Other Custodial</u> (89)	<u>Fiduciary Component Units</u> (98)	<u>Total Fiduciary Funds</u>
Assets And Deferred Outflows Of Resources			
Assets			
0100 Cash and Cash Equivalents			160,909
0110 Investments			
0130 Due From Other Funds			
0140 Due from Other Governments, Primary Government and Component Units			
0150 Other Receivables			
0170 Inventories			
0180 Prepaid Expenses (Expenditures)			
0190 Other Current Assets			
0220 Buildings and Building Improvements (Net)			
0230 Machinery, Equipment and Furniture (Net)			
Total Assets			\$160,909
0910 Deferred Outflows of Resources			
Total Assets And Deferred Outflows Of Resources			\$160,909

LEA : 117414003 Jersey Shore Area SD

Printed 11/22/2021 11:32:38 AM

Page - 3 of 4

Amounts Expressed in Whole Dollars	<u>Private Purpose Trust</u> (71)	<u>Investment Trust</u> (72)	<u>Pension Trust</u> (73)	<u>Student Activity Custodial</u> (81)
Liabilities, Deferred Inflows Of Resources And Net Position				
Liabilities				
0400 Due to Other Funds				
0410 Due to Other Governments, Primary Government and Component Units				
0420 Accounts Payable				
0430 Contracts Payable				
0450 Short-Term Payables				
0460 Payroll Accruals and Withholdings				
0480 Unearned Revenues				
0490 Other Current Liabilities				
Total Liabilities				
0950 Deferred Inflows of Resources				
Net Position				
0791 Net Investment in Capital Assets				
0009 Restricted Net Position (0792 – 0798)		160,909		
0799 Unrestricted Net Position				
Total Net Position		\$160,909		
Total Liabilities, Deferred Inflows Of Resources And Net Position		\$160,909		

Amounts Expressed in Whole Dollars	<u>Other Custodial</u> (89)	<u>Fiduciary Component Units</u> (98)	<u>Total Fiduciary Funds</u>
Liabilities, Deferred Inflows Of Resources And Net Position			
Liabilities			
0400 Due to Other Funds			
0410 Due to Other Governments, Primary Government and Component Units			
0420 Accounts Payable			
0430 Contracts Payable			
0450 Short-Term Payables			
0460 Payroll Accruals and Withholdings			
0480 Unearned Revenues			
0490 Other Current Liabilities			
Total Liabilities			
0950 Deferred Inflows of Resources			
Net Position			
0791 Net Investment in Capital Assets			160,909
0009 Restricted Net Position (0792 – 0798)			
0799 Unrestricted Net Position			
Total Net Position			\$160,909
Total Liabilities, Deferred Inflows Of Resources And Net Position			\$160,909

LEA : 117414003 Jersey Shore Area SD

Printed 11/22/2021 11:32:45 AM

Page - 1 of 2

Amounts Expressed in Whole Dollars	<u>Private Purpose Trust</u> (71)	<u>Investment Trust</u> (72)	<u>Pension Trust</u> (73)	<u>Student Activity</u> <u>Custodial</u> (81)	<u>Other Custodial</u> (89)	<u>Fiduciary Component</u> <u>Units</u> (98)
Additions						
0091 Gifts and Contributions	30,000					
0095 Net Investment Earnings						
0092 Other Additions	33					
Deductions						
0093 Scholarships Awarded	24,633					
0094 Other Deductions						
Change in Net Position	\$5,400					
0006 Net Position – Beginning of Fiscal Year	155,509					
0007 Net Position Held in Trust for Pension Benefits						
Net Position - End of Fiscal Year	\$160,909					

Amounts Expressed in Whole Dollars	<u>Total Fiduciary</u> <u>Funds</u>
Additions	
0091 Gifts and Contributions	30,000
0095 Net Investment Earnings	
0092 Other Additions	33
Deductions	
0093 Scholarships Awarded	24,633
0094 Other Deductions	
Change in Net Position	\$5,400
0006 Net Position – Beginning of Fiscal Year	155,509
0007 Net Position Held in Trust for Pension Benefits	
Net Position - End of Fiscal Year	\$160,909

	Revenue Reported In Current Year	Current Year Tax Accrual	Prior Year Tax Accrual	Taxes Collected In Current Year
<u>Revenue from Local Sources</u>				
6111 Current Real Estate Taxes	12,827,698.87	62,676.15	47,457.49	12,812,480.21
6112 Interim Real Estate Taxes	32,875.56			32,875.56
6113 Public Utility Realty Taxes	16,834.41			16,834.41
6114 Payments in Lieu of Current Taxes - State / Local	238,830.80			238,830.80
6151 Current Act 511 Earned Income Taxes	4,435,847.99	393,340.97	455,327.77	4,497,834.79
6153 Current Act 511 Real Estate Transfer Taxes	282,284.55	26,354.55	27,568.84	283,498.84
6411 Delinquent Real Estate Taxes	825,102.85	125,826.69	101,732.06	801,008.22
6500 Earnings on Investments	188,228.13			
6700 Revenues from LEA Activities	23,107.45			
6832 Federal IDEA Revenue Received as Pass Through	445,571.34			
6839 Federal Revenue Received from Other Sources	328,600.00			
6910 Rentals	1,652.00			
6920 Contributions and Donations from Private Sources	64,618.54			
6941 Regular Day School Tuition	6,889.18			
6991 Refunds of a Prior Year Expenditure	9,843.26			
6999 Other Revenues Not Specified Above	23,677.93			
TOTAL Revenue from Local Sources	\$19,751,662.86	\$608,198.36	\$632,086.16	\$18,683,362.83

	Revenue Reported In Current Year
<u>Revenue from State Sources</u>	
7111 Basic Education Funding-Formula	13,269,479.19
7112 Basic Education Funding-Social Security	770,571.53
7160 Tuition for Orphans Subsidy	92,981.88
7220 Vocational Education	125,190.00
7271 Special Education funds for School-Aged Pupils	1,852,322.85
7292 Pre-K Counts	315,000.00
7311 Pupil Transportation Subsidy	1,142,401.62
7312 Nonpublic and Charter School Pupil Transportation Subsidy	66,220.00
7320 Rental and Sinking Fund Payments / Building Reimbursement Subsidy	623,480.35
7330 Health Services (Medical, Dental, Nurse, Act 25)	41,871.76
7340 State Property Tax Reduction Allocation	1,143,755.22
7361 School Safety and Security Grants	15,000.00
7369 Other Safe School Grants	2,611.66
7505 Ready to Learn Block Grant	489,271.00
7820 State Share of Retirement Contributions	3,466,503.91
TOTAL Revenue from State Sources	\$23,416,660.97

	Revenue Reported In Current Year
<u>Revenue from Federal Sources</u>	
8514 NCLB, Title I - Improving the Academic Achievement of the Disadvantaged	495,780.00
8515 NCLB, Title II - Preparing, Training and Recruiting High Quality Teachers and Principals	90,525.00
8517 NCLB, Title IV - 21st Century Schools	248,280.40
8521 Vocational Education - Operating Expenditures	38,948.83
8741 Elementary and Secondary School Emergency Relief Fund (ESSER)	325,808.32
8742 Governor's Emergency Education Relief Fund (GEER)	1,741.37
8743 ESSER II - Elementary and Secondary School Emergency Relief Fund	463,248.06
8749 Other CARES Act Funding	274,343.12
TOTAL Revenue from Federal Sources	\$1,938,675.10

	Revenue Reported In Current Year			
<u>Other Financing Sources</u>				
9340 Debt Service Fund Transfers	4,505.17			
9400 Sale of or Compensation for Loss of Fixed Assets	24,596.00			
9990 Insurance Recoveries	1,217.00			
TOTAL Other Financing Sources	\$30,318.17			
TOTAL FROM ALL SOURCES	\$45,137,317.10	\$608,198.36	\$632,086.16	\$18,683,362.83

LEA : 117414003 Jersey Shore Area SD

Printed 11/22/2021 11:33:00 AM

Page - 1 of 4

	<u>General Fund (10)</u>	<u>Student Sponsored Activity Fund (21)</u>	<u>Public Purpose Trust (27)</u>	<u>Other Compt Approved (28)</u>	<u>Athletic / Activity (29)</u>	<u>Capital Reserve (690, 1850) (31)</u>
6000 Revenue from Local Sources						
6111 Current Real Estate Taxes	12,827,698.87					
6112 Interim Real Estate Taxes	32,875.56					
6113 Public Utility Realty Taxes	16,834.41					
6114 Payments in Lieu of Current Taxes - State / Local	238,830.80					
6151 Current Act 511 Earned Income Taxes	4,435,847.99					
6153 Current Act 511 Real Estate Transfer Taxes	282,284.55					
6411 Delinquent Real Estate Taxes	825,102.85					
6500 Earnings on Investments	188,228.13	1,444.44	9,374.48			
6700 Revenues from LEA Activities	23,107.45					
6832 Federal IDEA Revenue Received as Pass Through	445,571.34					
6839 Federal Revenue Received from Other Sources	328,600.00					
6910 Rentals	1,652.00					
6920 Contributions and Donations from Private Sources	64,618.54		1,259,904.66			
6941 Regular Day School Tuition	6,889.18					
6991 Refunds of a Prior Year Expenditure	9,843.26					
6999 Other Revenues Not Specified Above	23,677.93	31,529.21				
6000 Total Revenue from Local Sources	\$19,751,662.86	\$32,973.65	\$1,269,279.14			
7000 Revenue from State Sources						
7111 Basic Education Funding-Formula	13,269,479.19					
7112 Basic Education Funding-Social Security	770,571.53					
7160 Tuition for Orphans Subsidy	92,981.88					
7220 Vocational Education	125,190.00					
7271 Special Education funds for School-Aged Pupils	1,852,322.85					
7292 Pre-K Counts	315,000.00					
7311 Pupil Transportation Subsidy	1,142,401.62					
7312 Nonpublic and Charter School Pupil Transportation Subsidy	66,220.00					
7320 Rental and Sinking Fund Payments / Building Reimbursement Subsidy	623,480.35					
7330 Health Services (Medical, Dental, Nurse, Act 25)	41,871.76					
7340 State Property Tax Reduction Allocation	1,143,755.22					
7361 School Safety and Security Grants	15,000.00					
7369 Other Safe School Grants	2,611.66					
7505 Ready to Learn Block Grant	489,271.00					
7820 State Share of Retirement Contributions	3,466,503.91					
7000 Total Revenue from State Sources	\$23,416,660.97					

	<u>Capital Reserve</u> <u>(1431) (32)</u>	<u>Other Capital</u> <u>Projects Fund (39)</u>	<u>Debt Service (40)</u>	<u>Permanent (90)</u>	<u>Total</u>
6000 Revenue from Local Sources					12,827,698.87
6111 Current Real Estate Taxes					32,875.56
6112 Interim Real Estate Taxes					16,834.41
6113 Public Utility Realty Taxes					238,830.80
6114 Payments in Lieu of Current Taxes - State / Local					4,435,847.99
6151 Current Act 511 Earned Income Taxes					282,284.55
6153 Current Act 511 Real Estate Transfer Taxes					825,102.85
6411 Delinquent Real Estate Taxes					208,556.91
6500 Earnings on Investments	9,509.86				23,107.45
6700 Revenues from LEA Activities					445,571.34
6832 Federal IDEA Revenue Received as Pass Through					328,600.00
6839 Federal Revenue Received from Other Sources					1,652.00
6910 Rentals					1,324,523.20
6920 Contributions and Donations from Private Sources					6,889.18
6941 Regular Day School Tuition					9,843.26
6991 Refunds of a Prior Year Expenditure					55,207.14
6999 Other Revenues Not Specified Above					
6000 Total Revenue from Local Sources	\$9,509.86				\$21,063,425.51
7000 Revenue from State Sources					13,269,479.19
7111 Basic Education Funding-Formula					770,571.53
7112 Basic Education Funding-Social Security					92,981.88
7160 Tuition for Orphans Subsidy					125,190.00
7220 Vocational Education					1,852,322.85
7271 Special Education funds for School-Aged Pupils					315,000.00
7292 Pre-K Counts					1,142,401.62
7311 Pupil Transportation Subsidy					66,220.00
7312 Nonpublic and Charter School Pupil Transportation Subsidy					623,480.35
7320 Rental and Sinking Fund Payments / Building Reimbursement Subsidy					41,871.76
7330 Health Services (Medical, Dental, Nurse, Act 25)					1,143,755.22
7340 State Property Tax Reduction Allocation					15,000.00
7361 School Safety and Security Grants					2,611.66
7369 Other Safe School Grants					489,271.00
7505 Ready to Learn Block Grant					3,466,503.91
7820 State Share of Retirement Contributions					
7000 Total Revenue from State Sources					\$23,416,660.97

LEA : 117414003 Jersey Shore Area SD

Printed 11/22/2021 11:33:00 AM

Page - 3 of 4

	<u>General Fund (10)</u>	<u>Student Sponsored Activity Fund (21)</u>	<u>Public Purpose Trust (27)</u>	<u>Other Compt Approved (28)</u>	<u>Athletic / Activity (29)</u>	<u>Capital Reserve (690, 1850) (31)</u>
8000 Revenue from Federal Sources						
8514 NCLB, Title I - Improving the Academic Achievement of the Disadvantaged	495,780.00					
8515 NCLB, Title II - Preparing, Training and Recruiting High Quality Teachers and Principals	90,525.00					
8517 NCLB, Title IV - 21st Century Schools	248,280.40					
8521 Vocational Education - Operating Expenditures	38,948.83					
8741 Elementary and Secondary School Emergency Relief Fund (ESSER)	325,808.32					
8742 Governor's Emergency Education Relief Fund (GEER)	1,741.37					
8743 ESSER II - Elementary and Secondary School Emergency Relief Fund	463,248.06					
8749 Other CARES Act Funding	274,343.12					
8000 Total Revenue from Federal Sources	\$1,938,675.10					
9000 Other Financing Sources						
9120 Proceeds from Refunding of Bonds						
9310 General Fund Transfers						
9340 Debt Service Fund Transfers	4,505.17					
9400 Sale of or Compensation for Loss of Fixed Assets	24,596.00					
9990 Insurance Recoveries	1,217.00					
9000 Total Other Financing Sources	\$30,318.17					
Total From All Sources	\$45,137,317.10	\$32,973.65	\$1,269,279.14			

LEA : 117414003 Jersey Shore Area SD

Page - 4 of 4

Printed 11/22/2021 11:33:00 AM

	<u>Capital Reserve</u> <u>(1431) (32)</u>	<u>Other Capital</u> <u>Projects Fund (39)</u>	<u>Debt Service (40)</u>	<u>Permanent (90)</u>	<u>Total</u>
8000 Revenue from Federal Sources					
8514 NCLB, Title I - Improving the Academic Achievement of the Disadvantaged					495,780.00
8515 NCLB, Title II - Preparing, Training and Recruiting High Quality Teachers and Principals					90,525.00
8517 NCLB, Title IV - 21st Century Schools					248,280.40
8521 Vocational Education - Operating Expenditures					38,948.83
8741 Elementary and Secondary School Emergency Relief Fund (ESSER)					325,808.32
8742 Governor's Emergency Education Relief Fund (GEER)					1,741.37
8743 ESSER II - Elementary and Secondary School Emergency Relief Fund					463,248.06
8749 Other CARES Act Funding					274,343.12
8000 Total Revenue from Federal Sources					\$1,938,675.10
9000 Other Financing Sources					
9120 Proceeds from Refunding of Bonds			8,069,000.00		8,069,000.00
9310 General Fund Transfers	325,000.00				325,000.00
9340 Debt Service Fund Transfers					4,505.17
9400 Sale of or Compensation for Loss of Fixed Assets					24,596.00
9990 Insurance Recoveries					1,217.00
9000 Total Other Financing Sources	\$325,000.00		\$8,069,000.00		\$8,424,318.17
Total From All Sources	\$334,509.86		\$8,069,000.00		\$54,843,079.75

LEA : 117414003 Jersey Shore Area SD

Printed 11/22/2021 11:33:08 AM

Page - 1 of 2

	<u>General Fund (10)</u>	<u>Student Sponsored Activity Fund (21)</u>	<u>Public Purpose Trust (27)</u>	<u>Other Compt Approved (28)</u>	<u>Athletic / Activity (29)</u>	<u>Capital Reserve (690, 1850) (31)</u>
Revenue from Local Sources	19,751,662.86	32,973.65	1,269,279.14			
Revenue from State Sources	23,416,660.97					
Revenue from Federal Sources	1,938,675.10					
Other Financing Sources	30,318.17					
Total From All Sources	\$45,137,317.10	\$32,973.65	\$1,269,279.14			

	<u>Capital Reserve (1431)</u> <u>(32)</u>	<u>Other Capital Projects</u> <u>Fund (39)</u>	<u>Debt Service (40)</u>	<u>Permanent (90)</u>	<u>Total</u>
Revenue from Local Sources	9,509.86				21,063,425.51
Revenue from State Sources					23,416,660.97
Revenue from Federal Sources					1,938,675.10
Other Financing Sources	325,000.00		8,069,000.00		8,424,318.17
Total From All Sources	\$334,509.86		\$8,069,000.00		\$54,843,079.75

LEA : 117414003 Jersey Shore Area SD

Printed 11/22/2021 11:33 18 AM

Page - 1 of 30

General Fund (10)**1000 Instruction****Total****100 Personnel Services – Salaries**

100 Personnel Services – Salaries

12,134,895.89

Total Personnel Services – Salaries**\$12,134,895.89****200 Personnel Services – Employee Benefits**

210 Group Insurance – Contracted Provider

3,456,147.71

220 Social Security Contributions

897,080.00

230 PSERS Retirement Contributions

4,086,132.92

250 Unemployment Compensation

7,201.30

260 Workers' Compensation

134,613.93

280 Other Post-Employment Benefits (OPEB)

162,582.01

292 Health Savings Accounts

59,800.00

Total Personnel Services – Employee Benefits**\$8,803,557.87****300 Purchased Professional and Technical Services**

322 Professional Educational Services – Ius

1,525,512.77

323 Professional Educational Services – Other Educational Agencies

35,429.00

329 Professional Educational Services – Other

320,779.79

330 Other Professional Services

12,163.70

340 Technical Services

130,653.32

390 Other Purchased Professional and Technical Services

10,650.00

Total Purchased Professional and Technical Services**\$2,035,188.58****400 Purchased Property Services**

430 Repairs and Maintenance Services

9,910.08

440 Rentals

46,004.60

Total Purchased Property Services**\$55,914.68****500 Other Purchased Services**

510 Student Transportation Services

102,960.95

530 Communications

625.59

561 Tuition To Other School Districts Within the State

8,943.75

562 Tuition To Pennsylvania Charter Schools

3,336,778.77

566 Tuition To Institutions of Higher Education and Technical Institutes

2,500.00

580 Travel

3,467.23

599 Other Miscellaneous Purchased Services

13,282.71

Total Other Purchased Services**\$3,468,559.00****600 Supplies**

610 General Supplies

247,063.10

640 Books and Periodicals

105,905.26

650 Supplies & Fees – Technology Related

110,795.16

Total Supplies**\$463,763.52****700 Property**

752 Capital Equipment – Original and Additional

7,606.24

756 Capitalized Technology Equipment– Original

788,754.87

766 Capitalized Technology Equipment– Replacement

(9,519.87)

Total Property**\$786,841.24**

LEA : 117414003 Jersey Shore Area SD

Printed 11/22/2021 11:33:18 AM

Page - 2 of 30

General Fund (10)**1000 Instruction****800 Other Objects**

810 Dues and Fees

890 Miscellaneous Expenditures

Total Other Objects**Total 1000 Instruction****Total**

2,720.00

253,496.00

\$256,216.00**\$28,004,936.78**

LEA : 117414003 Jersey Shore Area SD

Printed 11/22/2021 11:33 18 AM

Page - 3 of 30

General Fund (10)

1100 Regular Programs -- Elementary / Secondary

	<u>Elementary</u>	<u>Secondary</u>	<u>Federal</u>	<u>Total</u>
100 Personnel Services -- Salaries				
100 Personnel Services -- Salaries	4,408,329.22	4,394,625.98	476,134.01	9,279,089.21
Total Personnel Services -- Salaries	\$4,408,329.22	\$4,394,625.98	\$476,134.01	\$9,279,089.21
200 Personnel Services -- Employee Benefits				
210 Group Insurance -- Contracted Provider	1,260,539.51	1,079,839.74	129,721.87	2,470,101.12
220 Social Security Contributions	325,558.83	324,916.35	34,982.93	685,458.11
230 PSERS Retirement Contributions	1,529,526.49	1,512,455.34	64,646.30	3,106,628.13
250 Unemployment Compensation	4,965.30			4,965.30
260 Workers' Compensation	103,730.79	16,652.37	2,024.69	122,407.85
280 Other Post-Employment Benefits (OPEB)	76,895.70	53,518.66		130,414.36
292 Health Savings Accounts	11,671.25	22,800.00	728.75	35,200.00
Total Personnel Services -- Employee Benefits	\$3,312,887.87	\$3,010,182.46	\$232,104.54	\$6,555,174.87
300 Purchased Professional and Technical Services				
322 Professional Educational Services -- Ius		814,220.40	31,570.08	845,790.48
323 Professional Educational Services -- Other Educational Agencies	1,320.00	5,325.00		6,645.00
329 Professional Educational Services -- Other	124,297.07	156,422.10	8,352.82	289,071.99
340 Technical Services	61,208.54	60,394.78		121,603.32
390 Other Purchased Professional and Technical Services		150.00		150.00
Total Purchased Professional and Technical Services	\$186,825.61	\$1,036,512.28	\$39,922.90	\$1,263,260.79
400 Purchased Property Services				
430 Repairs and Maintenance Services	1,833.03	3,064.63		4,897.66
440 Rentals	18,031.26	27,973.34		46,004.60
Total Purchased Property Services	\$19,864.29	\$31,037.97		\$50,902.26
500 Other Purchased Services				
510 Student Transportation Services	425.23	1,044.14	50,861.08	52,330.45
562 Tuition To Pennsylvania Charter Schools	1,007,806.26	979,585.29		1,987,391.55
566 Tuition To Institutions of Higher Education and Technical Institutes		2,500.00		2,500.00
580 Travel	1,252.24	1,257.17		2,509.41
599 Other Miscellaneous Purchased Services	371.50	912.05		1,283.55
Total Other Purchased Services	\$1,009,855.23	\$985,298.65	\$50,861.08	\$2,046,014.96
600 Supplies				
610 General Supplies	39,718.63	62,215.19	24,168.97	126,102.79
640 Books and Periodicals	32,769.73	67,339.22		100,108.95
650 Supplies & Fees -- Technology Related	40,884.95	46,996.73	19,677.88	107,559.56
Total Supplies	\$113,373.31	\$176,551.14	\$43,846.85	\$333,771.30
700 Property				
756 Capitalized Technology Equipment-- Original	7,538.35	376,972.83	381,000.65	765,511.83
766 Capitalized Technology Equipment-- Replacement	(4,059.95)	(5,459.92)		(9,519.87)
Total Property	\$3,478.40	\$371,512.91	\$381,000.65	\$755,991.96
800 Other Objects				
810 Dues and Fees	231.00	742.00		973.00

LEA : 117414003 Jersey Shore Area SD

Printed 11/22/2021 11:33:18 AM

Page - 4 of 30

General Fund (10)

1100 Regular Programs – Elementary / Secondary

	<u>Elementary</u>	<u>Secondary</u>	<u>Federal</u>	<u>Total</u>
Total Other Objects	\$231.00	\$742.00		\$973.00
Total 1100 Regular Programs – Elementary / Secondary	\$9,054,844.93	\$10,006,463.39	\$1,223,870.03	\$20,285,178.35

LEA : 117414003 Jersey Shore Area SD

Printed 11/22/2021 11:33:18 AM

Page - 5 of 30

General Fund (10)

1110 Regular Programs

	<u>Elementary</u>	<u>Secondary</u>	<u>Federal</u>	<u>Total</u>
100 Personnel Services – Salaries				
100 Personnel Services – Salaries	4,408,329.22	4,394,625.98	476,134.01	9,279,089.21
Total Personnel Services – Salaries	\$4,408,329.22	\$4,394,625.98	\$476,134.01	\$9,279,089.21
200 Personnel Services – Employee Benefits				
210 Group Insurance – Contracted Provider	1,260,539.51	1,079,839.74	129,721.87	2,470,101.12
220 Social Security Contributions	325,558.83	324,916.35	34,982.93	685,458.11
230 PSERS Retirement Contributions	1,529,526.49	1,512,455.34	64,646.30	3,106,628.13
250 Unemployment Compensation	4,965.30			4,965.30
260 Workers' Compensation	103,730.79	16,652.37	2,024.69	122,407.85
280 Other Post-Employment Benefits (OPEB)	76,895.70	53,518.66		130,414.36
292 Health Savings Accounts	11,671.25	22,800.00	728.75	35,200.00
Total Personnel Services – Employee Benefits	\$3,312,887.87	\$3,010,182.46	\$232,104.54	\$6,555,174.87
300 Purchased Professional and Technical Services				
322 Professional Educational Services – Ius		814,220.40		814,220.40
323 Professional Educational Services – Other Educational Agencies	1,320.00	5,325.00		6,645.00
329 Professional Educational Services – Other	124,297.07	156,422.10	8,352.82	289,071.99
340 Technical Services	61,208.54	60,394.78		121,603.32
390 Other Purchased Professional and Technical Services		150.00		150.00
Total Purchased Professional and Technical Services	\$186,825.61	\$1,036,512.28	\$8,352.82	\$1,231,690.71
400 Purchased Property Services				
430 Repairs and Maintenance Services	1,833.03	3,064.63		4,897.66
440 Rentals	18,031.26	27,973.34		46,004.60
Total Purchased Property Services	\$19,864.29	\$31,037.97		\$50,902.26
500 Other Purchased Services				
510 Student Transportation Services	425.23	1,044.14	50,861.08	52,330.45
562 Tuition To Pennsylvania Charter Schools	1,007,806.26	979,585.29		1,987,391.55
566 Tuition To Institutions of Higher Education and Technical Institutes		2,500.00		2,500.00
580 Travel	1,252.24	1,257.17		2,509.41
599 Other Miscellaneous Purchased Services	371.50	912.05		1,283.55
Total Other Purchased Services	\$1,009,855.23	\$985,298.65	\$50,861.08	\$2,046,014.96
600 Supplies				
610 General Supplies	39,718.63	62,215.19	24,168.97	126,102.79
640 Books and Periodicals	32,769.73	67,339.22		100,108.95
650 Supplies & Fees – Technology Related	40,884.95	46,996.73	19,677.88	107,559.56
Total Supplies	\$113,373.31	\$176,551.14	\$43,846.85	\$333,771.30
700 Property				
756 Capitalized Technology Equipment – Original	7,538.35	376,972.83	381,000.65	765,511.83
766 Capitalized Technology Equipment – Replacement	(4,059.95)	(5,459.92)		(9,519.87)
Total Property	\$3,478.40	\$371,512.91	\$381,000.65	\$755,991.96
800 Other Objects				
810 Dues and Fees	231.00	742.00		973.00

General Fund (10)

1110 Regular Programs

Total Other Objects

Total 1110 Regular Programs

ElementarySecondaryFederalTotal

\$231.00

\$742.00

\$973.00

\$9,054,844.93

\$10,006,463.39

\$1,192,299.95

\$20,253,608.27

LEA : 117414003 Jersey Shore Area SD

Printed 11/22/2021 11:33:18 AM

Page - 7 of 30

General Fund (10)**1140 Early Intervening Services****Elementary****Secondary****Federal****Total****300 Purchased Professional and Technical Services**

322 Professional Educational Services – lus

31,570.08

31,570.08

Total Purchased Professional and Technical Services**\$31,570.08****\$31,570.08****Total 1140 Early Intervening Services****\$31,570.08****\$31,570.08**

General Fund (10)**1200 Special Programs – Elementary / Secondary****100 Personnel Services – Salaries**

100 Personnel Services – Salaries

Total Personnel Services – Salaries**200 Personnel Services – Employee Benefits**

210 Group Insurance – Contracted Provider

220 Social Security Contributions

230 PSERS Retirement Contributions

250 Unemployment Compensation

260 Workers' Compensation

280 Other Post-Employment Benefits (OPEB)

292 Health Savings Accounts

Total Personnel Services – Employee Benefits**300 Purchased Professional and Technical Services**

322 Professional Educational Services – lus

329 Professional Educational Services – Other

330 Other Professional Services

340 Technical Services

Total Purchased Professional and Technical Services**500 Other Purchased Services**

510 Student Transportation Services

530 Communications

561 Tuition To Other School Districts Within the State

562 Tuition To Pennsylvania Charter Schools

599 Other Miscellaneous Purchased Services

Total Other Purchased Services**600 Supplies**

610 General Supplies

640 Books and Periodicals

650 Supplies & Fees – Technology Related

Total Supplies**700 Property**

752 Capital Equipment – Original and Additional

Total Property**800 Other Objects**

810 Dues and Fees

Total Other Objects**Total 1200 Special Programs – Elementary / Secondary**

	<u>Elementary</u>	<u>Secondary</u>	<u>Federal</u>	<u>Total</u>
100 Personnel Services – Salaries	950,511.99	1,026,726.16	295,840.00	2,273,078.15
Total Personnel Services – Salaries	\$950,511.99	\$1,026,726.16	\$295,840.00	\$2,273,078.15
200 Personnel Services – Employee Benefits	315,433.68	444,541.03	67,432.51	827,407.22
210 Group Insurance – Contracted Provider	71,002.58	76,558.75	21,210.82	168,772.15
220 Social Security Contributions	385,415.72	354,455.82	41,597.11	781,468.65
230 PSERS Retirement Contributions	2,236.00			2,236.00
250 Unemployment Compensation	4,064.79	4,401.19	1,257.31	9,723.29
260 Workers' Compensation	10,317.41	17,298.46		27,615.87
280 Other Post-Employment Benefits (OPEB)	7,000.00	12,800.00		19,800.00
292 Health Savings Accounts				
Total Personnel Services – Employee Benefits	\$795,470.18	\$910,055.25	\$131,497.75	\$1,837,023.18
300 Purchased Professional and Technical Services	290,412.38	385,703.00		676,115.38
322 Professional Educational Services – lus	4,068.70	19,455.60		23,524.30
329 Professional Educational Services – Other	7,304.37	4,859.33		12,163.70
330 Other Professional Services	4,082.16	3,967.84		8,050.00
340 Technical Services				
Total Purchased Professional and Technical Services	\$305,867.61	\$413,985.77		\$719,853.38
500 Other Purchased Services	7,023.78	1,290.04		8,313.82
510 Student Transportation Services	317.24	308.35		625.59
530 Communications		693.60		693.60
561 Tuition To Other School Districts Within the State	684,274.26	665,112.96		1,349,387.22
562 Tuition To Pennsylvania Charter Schools	5,992.02	6,007.14		11,999.16
599 Other Miscellaneous Purchased Services				
Total Other Purchased Services	\$697,607.30	\$673,412.09		\$1,371,019.39
600 Supplies	510.14	3,951.11	7,363.74	11,824.99
610 General Supplies	146.95	455.81	1,789.54	2,392.30
640 Books and Periodicals	115.45		299.99	415.44
650 Supplies & Fees – Technology Related				
Total Supplies	\$772.54	\$4,406.92	\$9,453.27	\$14,632.73
700 Property			3,213.70	3,213.70
752 Capital Equipment – Original and Additional				
Total Property			\$3,213.70	\$3,213.70
800 Other Objects	450.00			450.00
810 Dues and Fees				
Total Other Objects	\$450.00			\$450.00
Total 1200 Special Programs – Elementary / Secondary	\$2,750,679.62	\$3,028,586.19	\$440,004.72	\$6,219,270.53

LEA : 117414003 Jersey Shore Area SD

Printed 11/22/2021 11:33:18 AM

Page - 9 of 30

General Fund (10)**1210 Life Skills Support**

	<u>Elementary</u>	<u>Secondary</u>	<u>Federal</u>	<u>Total</u>
100 Personnel Services – Salaries				
100 Personnel Services – Salaries	184,988.51	151,729.48	83,350.00	420,067.99
Total Personnel Services – Salaries	\$184,988.51	\$151,729.48	\$83,350.00	\$420,067.99
200 Personnel Services – Employee Benefits				
210 Group Insurance – Contracted Provider	98,069.14	70,065.99	24,413.63	192,548.76
220 Social Security Contributions	13,554.55	11,427.84	6,059.88	31,042.27
230 PSERS Retirement Contributions	81,769.27	52,308.38	10,815.29	144,892.94
260 Workers' Compensation	791.97	650.83	354.14	1,796.94
280 Other Post-Employment Benefits (OPEB)		7,357.90		7,357.90
292 Health Savings Accounts	2,800.00	2,400.00		5,200.00
Total Personnel Services – Employee Benefits	\$196,984.93	\$144,210.94	\$41,642.94	\$382,838.81
300 Purchased Professional and Technical Services				
322 Professional Educational Services – Ius	27,647.90	26,873.70		54,521.60
329 Professional Educational Services – Other	533.60	2,934.80		3,468.40
340 Technical Services	304.26	295.74		600.00
Total Purchased Professional and Technical Services	\$28,485.76	\$30,104.24		\$58,590.00
500 Other Purchased Services				
510 Student Transportation Services		1,290.04		1,290.04
599 Other Miscellaneous Purchased Services	1,934.28	1,095.11		3,029.39
Total Other Purchased Services	\$1,934.28	\$2,385.15		\$4,319.43
600 Supplies				
610 General Supplies	103.26	2,853.19	6,552.03	9,508.48
640 Books and Periodicals		324.34		324.34
Total Supplies	\$103.26	\$3,177.53	\$6,552.03	\$9,832.82
700 Property				
752 Capital Equipment – Original and Additional			3,213.70	3,213.70
Total Property			\$3,213.70	\$3,213.70
Total 1210 Life Skills Support	\$412,496.74	\$331,607.34	\$134,758.67	\$878,862.75

General Fund (10)

1220 Sensory Support

	<u>Elementary</u>	<u>Secondary</u>	<u>Federal</u>	<u>Total</u>
100 Personnel Services – Salaries				
100 Personnel Services – Salaries	45,329.96			45,329.96
Total Personnel Services – Salaries	\$45,329.96			\$45,329.96
200 Personnel Services – Employee Benefits				
210 Group Insurance – Contracted Provider	9,787.67			9,787.67
220 Social Security Contributions	3,467.64			3,467.64
230 PSERS Retirement Contributions	15,643.41			15,643.41
260 Workers' Compensation	192.66			192.66
292 Health Savings Accounts	400.00			400.00
Total Personnel Services – Employee Benefits	\$29,491.38			\$29,491.38
300 Purchased Professional and Technical Services				
322 Professional Educational Services – lus	62,471.25	60,721.91		123,193.16
330 Other Professional Services		391.00		391.00
Total Purchased Professional and Technical Services	\$62,471.25	\$61,112.91		\$123,584.16
500 Other Purchased Services				
599 Other Miscellaneous Purchased Services	166.13			166.13
Total Other Purchased Services	\$166.13			\$166.13
600 Supplies				
610 General Supplies	30.00	130.25		160.25
640 Books and Periodicals	125.00			125.00
Total Supplies	\$155.00	\$130.25		\$285.25
800 Other Objects				
810 Dues and Fees	450.00			450.00
Total Other Objects	\$450.00			\$450.00
Total 1220 Sensory Support	\$138,063.72	\$61,243.16		\$199,306.88

LEA : 117414003 Jersey Shore Area SD

Printed 11/22/2021 11:33:18 AM

Page - 11 of 30

General Fund (10)**1230 Emotional Support**

	<u>Elementary</u>	<u>Secondary</u>	<u>Federal</u>	<u>Total</u>
100 Personnel Services – Salaries				
100 Personnel Services – Salaries	71,511.94	20,699.84	19,701.24	111,913.02
Total Personnel Services – Salaries	\$71,511.94	\$20,699.84	\$19,701.24	\$111,913.02
200 Personnel Services – Employee Benefits				
210 Group Insurance – Contracted Provider	9,829.07	22,832.63	7,776.16	40,437.86
220 Social Security Contributions	5,393.49	1,625.76	1,433.06	8,452.31
230 PSERS Retirement Contributions	28,230.62	7,091.10	2,556.42	37,878.14
260 Workers' Compensation	304.02	90.57	83.72	478.31
280 Other Post-Employment Benefits (OPEB)		6,622.11		6,622.11
292 Health Savings Accounts	400.00	800.00		1,200.00
Total Personnel Services – Employee Benefits	\$44,157.20	\$39,062.17	\$11,849.36	\$95,068.73
300 Purchased Professional and Technical Services				
322 Professional Educational Services – Ius	73,209.43	160,646.44		233,855.87
329 Professional Educational Services – Other	133.40			133.40
Total Purchased Professional and Technical Services	\$73,342.83	\$160,646.44		\$233,989.27
500 Other Purchased Services				
599 Other Miscellaneous Purchased Services		42.87		42.87
Total Other Purchased Services		\$42.87		\$42.87
600 Supplies				
610 General Supplies		216.15		216.15
640 Books and Periodicals	21.95			21.95
Total Supplies	\$21.95	\$216.15		\$238.10
Total 1230 Emotional Support	\$189,033.92	\$220,667.47	\$31,550.60	\$441,251.99

General Fund (10)**1240 Academic Support**

	<u>Elementary</u>	<u>Secondary</u>	<u>Federal</u>	<u>Total</u>
100 Personnel Services – Salaries				
100 Personnel Services – Salaries	627,032.58	854,296.84	189,998.76	1,671,328.18
Total Personnel Services – Salaries	\$627,032.58	\$854,296.84	\$189,998.76	\$1,671,328.18
200 Personnel Services – Employee Benefits				
210 Group Insurance – Contracted Provider	174,915.17	351,642.41	34,979.02	561,536.60
220 Social Security Contributions	47,079.95	63,505.15	13,509.27	124,094.37
230 PSERS Retirement Contributions	251,991.28	294,765.31	27,863.18	574,619.77
260 Workers' Compensation	2,684.11	3,659.79	807.55	7,151.45
280 Other Post-Employment Benefits (OPEB)	10,317.41	3,318.45		13,635.86
292 Health Savings Accounts	2,600.00	9,600.00		12,200.00
Total Personnel Services – Employee Benefits	\$489,587.92	\$726,491.11	\$77,159.02	\$1,293,238.05
300 Purchased Professional and Technical Services				
322 Professional Educational Services – Ius		13,935.80		13,935.80
329 Professional Educational Services – Other	3,401.70	16,520.80		19,922.50
Total Purchased Professional and Technical Services	\$3,401.70	\$30,456.60		\$33,858.30
500 Other Purchased Services				
561 Tuition To Other School Districts Within the State		693.60		693.60
599 Other Miscellaneous Purchased Services	661.34	1,729.34		2,390.68
Total Other Purchased Services	\$661.34	\$2,422.94		\$3,084.28
600 Supplies				
610 General Supplies	19.94	404.57		424.51
640 Books and Periodicals		131.47	1,789.54	1,921.01
650 Supplies & Fees – Technology Related			299.99	299.99
Total Supplies	\$19.94	\$536.04	\$2,089.53	\$2,645.51
Total 1240 Academic Support	\$1,120,703.48	\$1,614,203.53	\$269,247.31	\$3,004,154.32

LEA : 117414003 Jersey Shore Area SD

Printed 11/22/2021 11:33:18 AM

Page - 13 of 30

General Fund (10)**1241 Learning Support – Public****100 Personnel Services – Salaries**

100 Personnel Services – Salaries

Total Personnel Services – Salaries**200 Personnel Services – Employee Benefits**

210 Group Insurance – Contracted Provider

220 Social Security Contributions

230 PSERS Retirement Contributions

260 Workers' Compensation

280 Other Post-Employment Benefits (OPEB)

292 Health Savings Accounts

Total Personnel Services – Employee Benefits**300 Purchased Professional and Technical Services**

322 Professional Educational Services – Ins

329 Professional Educational Services – Other

Total Purchased Professional and Technical Services**500 Other Purchased Services**

561 Tuition To Other School Districts Within the State

599 Other Miscellaneous Purchased Services

Total Other Purchased Services**600 Supplies**

610 General Supplies

640 Books and Periodicals

650 Supplies & Fees – Technology Related

Total Supplies**Total 1241 Learning Support – Public**

	<u>Elementary</u>	<u>Secondary</u>	<u>Federal</u>	<u>Total</u>
	607,210.76	854,296.84	189,998.76	1,651,506.36
Total Personnel Services – Salaries	\$607,210.76	\$854,296.84	\$189,998.76	\$1,651,506.36
200 Personnel Services – Employee Benefits				
210 Group Insurance – Contracted Provider	174,623.63	351,642.41	34,979.02	561,245.06
220 Social Security Contributions	45,563.62	63,505.15	13,509.27	122,578.04
230 PSERS Retirement Contributions	245,150.71	294,765.31	27,863.18	567,779.20
260 Workers' Compensation	2,599.87	3,659.79	807.55	7,067.21
280 Other Post-Employment Benefits (OPEB)	3,414.05	3,318.45		6,732.50
292 Health Savings Accounts	2,600.00	9,600.00		12,200.00
Total Personnel Services – Employee Benefits	\$473,951.88	\$726,491.11	\$77,159.02	\$1,277,602.01
300 Purchased Professional and Technical Services				
322 Professional Educational Services – Ins		13,935.80		13,935.80
329 Professional Educational Services – Other	3,401.70	16,520.80		19,922.50
Total Purchased Professional and Technical Services	\$3,401.70	\$30,456.60		\$33,858.30
500 Other Purchased Services				
561 Tuition To Other School Districts Within the State		693.60		693.60
599 Other Miscellaneous Purchased Services	661.34	1,729.34		2,390.68
Total Other Purchased Services	\$661.34	\$2,422.94		\$3,084.28
600 Supplies				
610 General Supplies	19.94	404.57		424.51
640 Books and Periodicals		131.47	1,789.54	1,921.01
650 Supplies & Fees – Technology Related			299.99	299.99
Total Supplies	\$19.94	\$536.04	\$2,089.53	\$2,645.51
Total 1241 Learning Support – Public	\$1,085,245.62	\$1,614,203.53	\$269,247.31	\$2,968,696.46

LEA : 117414003 Jersey Shore Area SD

Printed 11/22/2021 11:33:18 AM

Page - 14 of 30

General Fund (10)

1243 Gifted Support

	<u>Elementary</u>	<u>Secondary</u>	<u>Federal</u>	<u>Total</u>
100 Personnel Services – Salaries				
100 Personnel Services – Salaries	19,821.82			19,821.82
Total Personnel Services – Salaries	\$19,821.82			\$19,821.82
200 Personnel Services – Employee Benefits				
210 Group Insurance – Contracted Provider	291.54			291.54
220 Social Security Contributions	1,516.33			1,516.33
230 PSERS Retirement Contributions	6,840.57			6,840.57
260 Workers' Compensation	84.24			84.24
280 Other Post-Employment Benefits (OPEB)	6,903.36			6,903.36
Total Personnel Services – Employee Benefits	\$15,636.04			\$15,636.04
Total 1243 Gifted Support	\$35,457.86			\$35,457.86

LEA : 117414003 Jersey Shore Area SD

Printed 11/22/2021 11:33:18 AM

Page - 15 of 30

General Fund (10)

1260 Physical Support

300 Purchased Professional and Technical Services

322 Professional Educational Services – Ius

330 Other Professional Services

Total Purchased Professional and Technical Services**Total 1260 Physical Support**

<u>Elementary</u>	<u>Secondary</u>	<u>Federal</u>	<u>Total</u>
56,632.49	55,046.65		111,679.14
7,304.37	4,468.33		11,772.70
\$63,936.86	\$59,514.98		\$123,451.84
\$63,936.86	\$59,514.98		\$123,451.84

LEA : 117414003 Jersey Shore Area SD

Printed 11/22/2021 11:33:18 AM

Page - 16 of 30

General Fund (10)

	<u>Elementary</u>	<u>Secondary</u>	<u>Federal</u>	<u>Total</u>
1270 Multi-Handicapped Support				
100 Personnel Services – Salaries				
100 Personnel Services – Salaries	21,649.00			21,649.00
Total Personnel Services – Salaries	\$21,649.00			\$21,649.00
200 Personnel Services – Employee Benefits				
210 Group Insurance – Contracted Provider	22,832.63			22,832.63
220 Social Security Contributions	1,506.95			1,506.95
230 PSERS Retirement Contributions	7,471.05			7,471.05
250 Unemployment Compensation	2,236.00			2,236.00
260 Workers' Compensation	92.03			92.03
292 Health Savings Accounts	800.00			800.00
Total Personnel Services – Employee Benefits	\$34,938.66			\$34,938.66
300 Purchased Professional and Technical Services				
322 Professional Educational Services – lus	70,451.30	68,478.50		138,929.80
Total Purchased Professional and Technical Services	\$70,451.30	\$68,478.50		\$138,929.80
600 Supplies				
610 General Supplies	255.55	248.39		503.94
Total Supplies	\$255.55	\$248.39		\$503.94
Total 1270 Multi-Handicapped Support	\$127,294.51	\$68,726.89		\$196,021.40

LEA : 117414003 Jersey Shore Area SD

Printed 11/22/2021 11:33:18 AM

Page - 17 of 30

General Fund (10)

1290 Special Programs - Other Support

100 Personnel Services – Salaries

100 Personnel Services – Salaries

<u>Elementary</u>	<u>Secondary</u>	<u>Federal</u>	<u>Total</u>
		2,790.00	2,790.00
		\$2,790.00	\$2,790.00

Total Personnel Services – Salaries200 Personnel Services – Employee Benefits

210 Group Insurance – Contracted Provider

220 Social Security Contributions

230 PSERS Retirement Contributions

260 Workers' Compensation

		263.70	263.70
		208.61	208.61
310.09	291.03	362.22	963.34
		11.90	11.90
\$310.09	\$291.03	\$846.43	\$1,447.55

Total Personnel Services – Employee Benefits300 Purchased Professional and Technical Services

322 Professional Educational Services – Ius

340 Technical Services

		0.01	0.01
3,777.90	3,672.10		7,450.00
\$3,777.91	\$3,672.10		\$7,450.01

Total Purchased Professional and Technical Services500 Other Purchased Services

510 Student Transportation Services

530 Communications

562 Tuition To Pennsylvania Charter Schools

599 Other Miscellaneous Purchased Services

7,023.78			7,023.78
317.24	308.35		625.59
684,274.26	665,112.96		1,349,387.22
3,230.27	3,139.82		6,370.09
\$694,845.55	\$668,561.13		\$1,363,406.68

Total Other Purchased Services600 Supplies

610 General Supplies

650 Supplies & Fees – Technology Related

101.39	98.56	811.71	1,011.66
115.45			115.45
\$216.84	\$98.56	\$811.71	\$1,127.11

Total Supplies**Total 1290 Special Programs - Other Support**

\$699,150.39	\$672,622.82	\$4,448.14	\$1,376,221.35
---------------------	---------------------	-------------------	-----------------------

LEA : 117414003 Jersey Shore Area SD

Printed 11/22/2021 11:33:18 AM

Page - 18 of 30

General Fund (10)**1300 Vocational Education****100 Personnel Services – Salaries**

100 Personnel Services – Salaries

Total Personnel Services – Salaries**200 Personnel Services – Employee Benefits**

210 Group Insurance – Contracted Provider

220 Social Security Contributions

230 PSERS Retirement Contributions

260 Workers' Compensation

280 Other Post-Employment Benefits (OPEB)

292 Health Savings Accounts

Total Personnel Services – Employee Benefits**300 Purchased Professional and Technical Services**

329 Professional Educational Services – Other

Total Purchased Professional and Technical Services**400 Purchased Property Services**

430 Repairs and Maintenance Services

Total Purchased Property Services**500 Other Purchased Services**

510 Student Transportation Services

Total Other Purchased Services**600 Supplies**

610 General Supplies

640 Books and Periodicals

650 Supplies & Fees – Technology Related

Total Supplies**700 Property**

752 Capital Equipment – Original and Additional

756 Capitalized Technology Equipment– Original

Total Property**800 Other Objects**

810 Dues and Fees

Total Other Objects**Total 1300 Vocational Education****Elementary****Secondary****Federal****Total**

544,883.82

12,156.52

557,040.34

\$544,883.82**\$12,156.52****\$557,040.34**

142,035.81

13,884.37

155,920.18

40,651.76

894.08

41,545.84

190,547.67

1,577.45

192,125.12

2,318.54

51.69

2,370.23

4,551.78

4,551.78

4,316.00

484.00

4,800.00

\$384,421.56**\$16,891.59****\$401,313.15**

5,669.50

5,669.50

\$5,669.50**\$5,669.50**

5,012.42

5,012.42

\$5,012.42**\$5,012.42**

316.68

316.68

\$316.68**\$316.68**

100,161.18

2,688.02

102,849.20

3,404.01

3,404.01

2,820.16

2,820.16

\$103,565.19**\$5,508.18****\$109,073.37**

4,392.54

4,392.54

17,000.00

6,243.04

23,243.04

\$17,000.00**\$10,635.58****\$27,635.58**

1,297.00

1,297.00

\$1,297.00**\$1,297.00****\$1,062,166.17****\$45,191.87****\$1,107,358.04**

LEA : 117414003 Jersey Shore Area SD

Printed 11/22/2021 11:33:18 AM

Page - 19 of 30

General Fund (10)

1400 Other Instructional Programs – Elementary / Secondary

	<u>Elementary</u>	<u>Secondary</u>	<u>Federal</u>	<u>Total</u>
100 Personnel Services – Salaries				
100 Personnel Services – Salaries	4,505.58	4,379.42	3,406.19	12,291.19
Total Personnel Services – Salaries	\$4,505.58	\$4,379.42	\$3,406.19	\$12,291.19
200 Personnel Services – Employee Benefits				
220 Social Security Contributions	337.78	328.32	252.64	918.74
230 PSERS Retirement Contributions	1,824.84	1,773.74	574.08	4,172.66
260 Workers' Compensation	19.17	18.64	14.46	52.27
Total Personnel Services – Employee Benefits	\$2,181.79	\$2,120.70	\$841.18	\$5,143.67
300 Purchased Professional and Technical Services				
322 Professional Educational Services – Ius		3,606.91		3,606.91
323 Professional Educational Services – Other Educational Agencies		23,624.00		23,624.00
329 Professional Educational Services – Other		2,514.00		2,514.00
Total Purchased Professional and Technical Services		\$29,744.91		\$29,744.91
500 Other Purchased Services				
561 Tuition To Other School Districts Within the State	1,881.25	6,368.90		8,250.15
580 Travel	485.71	472.11		957.82
Total Other Purchased Services	\$2,366.96	\$6,841.01		\$9,207.97
Total 1400 Other Instructional Programs – Elementary / Secondary	\$9,054.33	\$43,086.04	\$4,247.37	\$56,387.74

LEA : 117414003 Jersey Shore Area SD

Printed 11/22/2021 11:33:18 AM

Page - 20 of 30

General Fund (10)**1430 Homebound Instruction**

	<u>Elementary</u>	<u>Secondary</u>	<u>Federal</u>	<u>Total</u>
100 Personnel Services – Salaries				
100 Personnel Services – Salaries	4,505.58	4,379.42		8,885.00
Total Personnel Services – Salaries	\$4,505.58	\$4,379.42		\$8,885.00
200 Personnel Services – Employee Benefits				
220 Social Security Contributions	337.78	328.32		666.10
230 PSERS Retirement Contributions	1,519.88	1,477.32		2,997.20
260 Workers' Compensation	19.17	18.64		37.81
Total Personnel Services – Employee Benefits	\$1,876.83	\$1,824.28		\$3,701.11
500 Other Purchased Services				
580 Travel	485.71	472.11		957.82
Total Other Purchased Services	\$485.71	\$472.11		\$957.82
Total 1430 Homebound Instruction	\$6,868.12	\$6,675.81		\$13,543.93

LEA : 117414003 Jersey Shore Area SD

Printed 11/22/2021 11:33:18 AM

Page - 21 of 30

General Fund (10)

1440 Alternative Regular Education Programs

300 Purchased Professional and Technical Services

322 Professional Educational Services – lus

323 Professional Educational Services – Other Educational Agencies

329 Professional Educational Services – Other

Total Purchased Professional and Technical Services500 Other Purchased Services

561 Tuition To Other School Districts Within the State

Total Other Purchased Services**Total 1440 Alternative Regular Education Programs**ElementarySecondaryFederalTotal

3,606.91

23,624.00

2,514.00

\$29,744.91

3,606.91

23,624.00

2,514.00

\$29,744.91

1,881.25

6,368.90

\$1,881.25**\$6,368.90****\$1,881.25****\$36,113.81**

8,250.15

\$8,250.15**\$37,995.06**

LEA : 117414003 Jersey Shore Area SD

Printed 11/22/2021 11:33:18 AM

Page - 22 of 30

General Fund (10)**1441 Adjudicated / Court-Placed Programs**

	<u>Elementary</u>	<u>Secondary</u>	<u>Federal</u>	<u>Total</u>
--	-------------------	------------------	----------------	--------------

300 Purchased Professional and Technical Services

322 Professional Educational Services – Ius

		3,606.91		3,606.91
--	--	----------	--	----------

Total Purchased Professional and Technical Services

		\$3,606.91		\$3,606.91
--	--	------------	--	------------

500 Other Purchased Services

561 Tuition To Other School Districts Within the State

1,881.25	6,368.90		8,250.15
----------	----------	--	----------

Total Other Purchased Services

\$1,881.25	\$6,368.90		\$8,250.15
------------	------------	--	------------

Total 1441 Adjudicated / Court-Placed Programs

\$1,881.25	\$9,975.81		\$11,857.06
------------	------------	--	-------------

LEA : 117414003 Jersey Shore Area SD

Printed 11/22/2021 11:33:18 AM

Page - 23 of 30

General Fund (10)

1442 Alternative Education Programs

300 Purchased Professional and Technical Services

323 Professional Educational Services -- Other Educational Agencies

329 Professional Educational Services -- Other

Total Purchased Professional and Technical Services**Total 1442 Alternative Education Programs**ElementarySecondaryFederalTotal

23,624.00

23,624.00

2,514.00

2,514.00

\$26,138.00**\$26,138.00****\$26,138.00****\$26,138.00**

General Fund (10)

1450 Instructional Programs Outside the Established School Day

ElementarySecondaryFederalTotal100 Personnel Services – Salaries

100 Personnel Services – Salaries

3,406.19

3,406.19

Total Personnel Services – Salaries**\$3,406.19****\$3,406.19**200 Personnel Services – Employee Benefits

220 Social Security Contributions

252.64

252.64

230 PSERS Retirement Contributions

304.96

296.42

574.08

1,175.46

260 Workers' Compensation

14.46

14.46

Total Personnel Services – Employee Benefits**\$304.96****\$296.42****\$841.18****\$1,442.56****Total 1450 Instructional Programs Outside the Established School Day****\$304.96****\$296.42****\$4,247.37****\$4,848.75**

LEA : 117414003 Jersey Shore Area SD

Printed 11/22/2021 11:33:18 AM

Page - 25 of 30

General Fund (10)

1500 Nonpublic School Programs

ElementarySecondaryFederalTotal300 Purchased Professional and Technical Services

323 Professional Educational Services – Other Educational Agencies

5,160.00

5,160.00

Total Purchased Professional and Technical Services**\$5,160.00****\$5,160.00**600 Supplies

610 General Supplies

6,286.12

6,286.12

Total Supplies**\$6,286.12****\$6,286.12****Total 1500 Nonpublic School Programs****\$11,446.12****\$11,446.12**

LEA : 117414003 Jersey Shore Area SD

Printed 11/22/2021 11:33:18 AM

Page - 26 of 30

General Fund (10)

	<u>Elementary</u>	<u>Secondary</u>	<u>Federal</u>	<u>Total</u>
1800 Pre-Kindergarten				
100 <u>Personnel Services – Salaries</u>				13,397.00
100 Personnel Services – Salaries				
Total Personnel Services – Salaries				\$13,397.00
200 <u>Personnel Services – Employee Benefits</u>				2,719.19
210 Group Insurance – Contracted Provider				385.16
220 Social Security Contributions				1,738.36
230 PSERS Retirement Contributions				60.29
260 Workers' Compensation				
Total Personnel Services – Employee Benefits				\$4,903.00
300 <u>Purchased Professional and Technical Services</u>				1,000.00
340 Technical Services				10,500.00
390 Other Purchased Professional and Technical Services				
Total Purchased Professional and Technical Services				\$11,500.00
500 <u>Other Purchased Services</u>				42,000.00
510 Student Transportation Services				
Total Other Purchased Services				\$42,000.00
800 <u>Other Objects</u>				
890 Miscellaneous Expenditures			10,296.00	253,496.00
Total Other Objects			\$10,296.00	\$253,496.00
Total 1800 Pre-Kindergarten			\$10,296.00	\$325,296.00

LEA : 117414003 Jersey Shore Area SD

Printed 11/22/2021 11:33:18 AM

Page - 27 of 30

General Fund (10)

1801 Pre-K Instruction

ElementarySecondaryFederalTotal300 Purchased Professional and Technical Services

340 Technical Services

1,000.00

Total Purchased Professional and Technical Services**\$1,000.00****Total 1801 Pre-K Instruction****\$1,000.00**

LEA : 117414003 Jersey Shore Area SD

Printed 11/22/2021 11:33:18 AM

Page - 28 of 30

General Fund (10)

1802 Pre-K Administrative Support

100 Personnel Services – Salaries

100 Personnel Services – Salaries

ElementarySecondaryFederalTotal

13,397.00

Total Personnel Services – Salaries**\$13,397.00**200 Personnel Services – Employee Benefits

210 Group Insurance – Contracted Provider

2,719.19

220 Social Security Contributions

385.16

230 PSERS Retirement Contributions

1,738.36

260 Workers' Compensation

60.29

Total Personnel Services – Employee Benefits**\$4,903.00****Total 1802 Pre-K Administrative Support****\$18,300.00**

LEA : 117414003 Jersey Shore Area SD

Printed 11/22/2021 11:33:18 AM

Page - 29 of 30

General Fund (10)**1804 Pre-K Student Transportation**ElementarySecondaryFederalTotal**300 Purchased Professional and Technical Services**

390 Other Purchased Professional and Technical Services

10,500.00

Total Purchased Professional and Technical Services**\$10,500.00****500 Other Purchased Services**

510 Student Transportation Services

42,000.00

Total Other Purchased Services**\$42,000.00****Total 1804 Pre-K Student Transportation****\$52,500.00**

General Fund (10)

1807 Pre-K Pass-Through Funds (Partners)

	<u>Elementary</u>	<u>Secondary</u>	<u>Federal</u>	<u>Total</u>
800 <u>Other Objects</u>			10,296.00	253,496.00
890 Miscellaneous Expenditures				
Total Other Objects			\$10,296.00	\$253,496.00
Total 1807 Pre-K Pass-Through Funds (Partners)			\$10,296.00	\$253,496.00

LEA : 117414003 Jersey Shore Area SD

Printed 11/22/2021 11:33:32 AM

Page - 1 of 57

General Fund (10)**2000 Support Services****Total****100 Personnel Services – Salaries**

4,197,444.71

100 Personnel Services – Salaries

Total Personnel Services – Salaries**\$4,197,444.71****200 Personnel Services – Employee Benefits**

1,333,672.00

210 Group Insurance – Contracted Provider

314,272.00

220 Social Security Contributions

1,430,590.20

230 PSERS Retirement Contributions

57,116.50

240 Tuition Reimbursement

17,889.94

260 Workers' Compensation

3,205.69

270 Group Insurance – Self-Insurance

64,385.46

280 Other Post-Employment Benefits (OPEB)

89,300.00

292 Health Savings Accounts

\$3,310,431.79**Total Personnel Services – Employee Benefits****300 Purchased Professional and Technical Services**

127,775.23

310 Official / Administrative Services

19,119.69

322 Professional Educational Services – Ius

20,329.60

329 Professional Educational Services – Other

208,799.65

330 Other Professional Services

144,318.11

340 Technical Services

115,261.02

390 Other Purchased Professional and Technical Services

\$635,603.30**Total Purchased Professional and Technical Services****400 Purchased Property Services**

85,974.82

410 Cleaning Services

331,769.96

420 Utility Services

345,720.05

430 Repairs and Maintenance Services

30,517.23

440 Rentals

\$793,982.06**Total Purchased Property Services****500 Other Purchased Services**

1,709,467.65

513 Contracted Carriers

1,236.89

516 Student Transportation Services From the IU

41,517.72

520 Insurance – General

92,414.00

521 Fire Insurance

9,778.00

522 Automotive Liability Insurance

175,814.22

530 Communications

10,587.50

549 Other Advertising/Public Relations

21,208.73

580 Travel

4,239.89

599 Other Miscellaneous Purchased Services

\$2,066,264.60**Total Other Purchased Services****600 Supplies**

422,446.08

610 General Supplies

178,655.00

620 Energy

8,127.21

640 Books and Periodicals

535,566.33

650 Supplies & Fees – Technology Related

LEA : 117414003 Jersey Shore Area SD

Printed 11/22/2021 11:33:32 AM

Page - 2 of 57

General Fund (10)

2000 Support Services

	<u>Total</u>
Total Supplies	\$1,144,794.62
700 <u>Property</u>	
752 Capital Equipment – Original and Additional	19,187.00
756 Capitalized Technology Equipment – Original	91,326.77
762 Capitalized Equipment - Replacement	107,750.00
766 Capitalized Technology Equipment – Replacement	147,992.83
Total Property	\$366,256.60
800 <u>Other Objects</u>	
810 Dues and Fees	46,815.02
820 Claims and Judgments Against the LEA	1,378.75
860 Grants To Municipal and Community Service Organizations	350.00
Total Other Objects	\$48,543.77
Total 2000 Support Services	\$12,563,321.45

General Fund (10)

2100 Support Services – Students

100 Personnel Services – Salaries

100 Personnel Services – Salaries

<u>Elementary</u>	<u>Secondary</u>	<u>Federal</u>	<u>Total</u>
294,432.26	460,045.19	12,897.08	806,918.65
\$294,432.26	\$460,045.19	\$12,897.08	\$806,918.65

Total Personnel Services – Salaries200 Personnel Services – Employee Benefits

210 Group Insurance – Contracted Provider

220 Social Security Contributions

230 PSERS Retirement Contributions

260 Workers' Compensation

292 Health Savings Accounts

74,769.05	150,372.52	1,898.93	236,828.17
22,358.04	33,923.35	535.13	59,671.60
104,270.76	158,999.19	750.13	277,666.86
1,247.21	1,961.90	60.23	3,439.06
	3,200.00	800.00	4,400.00
\$202,645.06	\$348,456.96	\$4,044.42	\$582,005.69

Total Personnel Services – Employee Benefits300 Purchased Professional and Technical Services

322 Professional Educational Services – Ius

330 Other Professional Services

4,884.48	4,747.71		9,632.19
9,160.13	8,903.62		18,063.75
\$14,044.61	\$13,651.33		\$27,695.94

Total Purchased Professional and Technical Services400 Purchased Property Services

430 Repairs and Maintenance Services

440 Rentals

		926.95	926.95
	1,787.60		1,787.60
	\$1,787.60	\$926.95	\$2,714.55

Total Purchased Property Services500 Other Purchased Services

530 Communications

580 Travel

599 Other Miscellaneous Purchased Services

184.67	179.50	1,145.00	1,105.71
	200.37		200.37
\$184.67	\$379.87	\$1,145.00	\$3,525.89

Total Other Purchased Services600 Supplies

610 General Supplies

640 Books and Periodicals

2,067.23	4,727.07	5,385.53	12,279.33
191.13			191.13
\$2,258.36	\$4,727.07	\$5,385.53	\$12,470.46

Total Supplies**Total 2100 Support Services – Students**

\$513,564.96	\$829,048.02	\$24,398.98	\$1,435,331.18
---------------------	---------------------	--------------------	-----------------------

LEA : 117414003 Jersey Shore Area SD

Printed 11/22/2021 11:33:32 AM

Page - 4 of 57

General Fund (10)

2120 Guidance Services

	<u>Elementary</u>	<u>Secondary</u>	<u>Federal</u>	<u>Total</u>
100 <u>Personnel Services – Salaries</u>				
100 Personnel Services – Salaries	61,197.84	378,016.71		439,214.55
Total Personnel Services – Salaries	\$61,197.84	\$378,016.71		\$439,214.55
200 <u>Personnel Services – Employee Benefits</u>				
210 Group Insurance – Contracted Provider	24,413.63	125,915.67		150,329.30
220 Social Security Contributions	4,458.75	27,889.32		32,348.07
230 PSERS Retirement Contributions	21,066.85	130,381.54		151,448.39
260 Workers' Compensation	261.40	1,613.25		1,874.65
292 Health Savings Accounts		3,200.00		3,200.00
Total Personnel Services – Employee Benefits	\$50,200.63	\$288,999.78		\$339,200.41
300 <u>Purchased Professional and Technical Services</u>				
330 Other Professional Services	5,071.00	4,929.00		10,000.00
Total Purchased Professional and Technical Services	\$5,071.00	\$4,929.00		\$10,000.00
400 <u>Purchased Property Services</u>				
440 Rentals		1,787.60		1,787.60
Total Purchased Property Services		\$1,787.60		\$1,787.60
500 <u>Other Purchased Services</u>				
580 Travel	86.37	83.95	1,145.00	1,315.32
599 Other Miscellaneous Purchased Services		200.37		200.37
Total Other Purchased Services	\$86.37	\$284.32	\$1,145.00	\$1,515.69
600 <u>Supplies</u>				
610 General Supplies	542.40	3,880.94	5,385.53	9,808.87
640 Books and Periodicals	191.13			191.13
Total Supplies	\$733.53	\$3,880.94	\$5,385.53	\$10,000.00
Total 2120 Guidance Services	\$117,289.37	\$677,898.35	\$6,530.53	\$801,718.25

LEA : 117414003 Jersey Shore Area SD

Printed 11/22/2021 11:33:32 AM

Page - 5 of 57

General Fund (10)

2130 Attendance Services

ElementarySecondaryFederalTotal100 Personnel Services – Salaries

2,055.06

100 Personnel Services – Salaries

\$2,055.06**Total Personnel Services – Salaries**200 Personnel Services – Employee Benefits

157.25

220 Social Security Contributions

709.21

230 PSERS Retirement Contributions

8.75

260 Workers' Compensation

\$875.21**Total Personnel Services – Employee Benefits**500 Other Purchased Services

1,105.71

530 Communications

710.64

580 Travel

\$1,816.35**Total Other Purchased Services**600 Supplies

99.50

610 General Supplies

\$99.50**Total Supplies****\$4,846.12****Total 2130 Attendance Services**

General Fund (10)

2140 Psychological Services

100 Personnel Services – Salaries

100 Personnel Services – Salaries

<u>Elementary</u>	<u>Secondary</u>	<u>Federal</u>	<u>Total</u>
84,391.64	82,028.48		166,420.12
\$84,391.64	\$82,028.48		\$166,420.12

Total Personnel Services – Salaries200 Personnel Services – Employee Benefits

210 Group Insurance – Contracted Provider

220 Social Security Contributions

230 PSERS Retirement Contributions

260 Workers' Compensation

25,161.41	24,456.85		49,618.26
6,207.86	6,034.03		12,241.89
29,114.19	28,298.93		57,413.12
358.69	348.65		707.34
\$60,842.15	\$59,138.46		\$119,980.61

Total Personnel Services – Employee Benefits300 Purchased Professional and Technical Services

330 Other Professional Services

2,776.37	2,698.63		5,475.00
\$2,776.37	\$2,698.63		\$5,475.00

Total Purchased Professional and Technical Services500 Other Purchased Services

580 Travel

98.30	95.55		193.85
\$98.30	\$95.55		\$193.85

Total Other Purchased Services600 Supplies

610 General Supplies

682.61	663.49		1,346.10
\$682.61	\$663.49		\$1,346.10

Total Supplies**Total 2140 Psychological Services**

\$148,791.07	\$144,624.61		\$293,415.68
---------------------	---------------------	--	---------------------

LEA : 117414003 Jersey Shore Area SD

Printed 11/22/2021 11:33:32 AM

Page - 7 of 57

General Fund (10)

2150 Speech Pathology and Audiology Services

	<u>Elementary</u>	<u>Secondary</u>	<u>Federal</u>	<u>Total</u>
100 Personnel Services – Salaries				
100 Personnel Services – Salaries	148,842.78		7,198.60	156,041.38
Total Personnel Services – Salaries	\$148,842.78		\$7,198.60	\$156,041.38
200 Personnel Services – Employee Benefits				
210 Group Insurance – Contracted Provider	25,194.01		73.41	25,267.42
220 Social Security Contributions	11,691.43			11,691.43
230 PSERS Retirement Contributions	53,761.82			53,761.82
260 Workers' Compensation	627.12		35.99	663.11
Total Personnel Services – Employee Benefits	\$91,274.38		\$109.40	\$91,383.78
300 Purchased Professional and Technical Services				
322 Professional Educational Services – lus	4,884.48	4,747.71		9,632.19
330 Other Professional Services	1,312.76	1,275.99		2,588.75
Total Purchased Professional and Technical Services	\$6,197.24	\$6,023.70		\$12,220.94
600 Supplies				
610 General Supplies	842.22			842.22
Total Supplies	\$842.22			\$842.22
Total 2150 Speech Pathology and Audiology Services	\$247,156.62	\$6,023.70	\$7,308.00	\$260,488.32

LEA : 117414003 Jersey Shore Area SD

Printed 11/22/2021 11:33:32 AM

Page - 8 of 57

General Fund (10)**2170 Student Accounting Services****Elementary****Secondary****Federal****Total****100 Personnel Services – Salaries**

100 Personnel Services – Salaries

37,489.06

Total Personnel Services – Salaries**\$37,489.06****200 Personnel Services – Employee Benefits**

210 Group Insurance – Contracted Provider

9,787.67

220 Social Security Contributions

2,697.83

230 PSERS Retirement Contributions

12,937.57

260 Workers' Compensation

160.97

292 Health Savings Accounts

400.00

Total Personnel Services – Employee Benefits**\$25,984.04****Total 2170 Student Accounting Services****\$63,473.10**

LEA : 117414003 Jersey Shore Area SD

Printed 11/22/2021 11:33:32 AM

Page - 9 of 57

General Fund (10)

2190 Other Student Services

	<u>Elementary</u>	<u>Secondary</u>	<u>Federal</u>	<u>Total</u>
100 <u>Personnel Services – Salaries</u>			5,698.48	5,698.48
100 Personnel Services – Salaries				
Total Personnel Services – Salaries			\$5,698.48	\$5,698.48
200 <u>Personnel Services – Employee Benefits</u>			1,825.52	1,825.52
210 Group Insurance – Contracted Provider			535.13	535.13
220 Social Security Contributions	327.90	318.72	750.13	1,396.75
230 PSERS Retirement Contributions			24.24	24.24
260 Workers' Compensation			800.00	800.00
292 Health Savings Accounts				
Total Personnel Services – Employee Benefits	\$327.90	\$318.72	\$3,935.02	\$4,581.64
400 <u>Purchased Property Services</u>			926.95	926.95
430 Repairs and Maintenance Services				
Total Purchased Property Services			\$926.95	\$926.95
600 <u>Supplies</u>		182.64		182.64
610 General Supplies				
Total Supplies		\$182.64		\$182.64
Total 2190 Other Student Services	\$327.90	\$501.36	\$10,560.45	\$11,389.71

General Fund (10)

	<u>Elementary</u>	<u>Secondary</u>	<u>Federal</u>	<u>Total</u>
2200 Support Services – Instructional Staff				
100 Personnel Services – Salaries				
100 Personnel Services – Salaries	277,729.05	232,724.87		510,453.92
Total Personnel Services – Salaries	\$277,729.05	\$232,724.87		\$510,453.92
200 Personnel Services – Employee Benefits				
210 Group Insurance – Contracted Provider	60,071.01	63,697.50		123,768.51
220 Social Security Contributions	21,106.82	17,617.30		38,724.12
230 PSERS Retirement Contributions	94,510.72	79,688.55		174,199.27
240 Tuition Reimbursement	22,250.28	21,627.22		43,877.50
260 Workers' Compensation	1,184.52	992.17		2,176.69
270 Group Insurance – Self-Insurance	303.89	295.39		599.28
280 Other Post-Employment Benefits (OPEB)	4,403.37	7,680.27		12,083.64
292 Health Savings Accounts	2,107.10	2,092.90		4,200.00
Total Personnel Services – Employee Benefits	\$205,937.71	\$193,691.30		\$399,629.01
300 Purchased Professional and Technical Services				
322 Professional Educational Services – Ius	4,811.11	4,676.39		9,487.50
329 Professional Educational Services – Other			12,459.00	12,459.00
340 Technical Services	26,935.41	24,497.95		51,433.36
Total Purchased Professional and Technical Services	\$31,746.52	\$29,174.34	\$12,459.00	\$73,379.86
400 Purchased Property Services				
430 Repairs and Maintenance Services	3,528.77	4,734.66		8,263.43
Total Purchased Property Services	\$3,528.77	\$4,734.66		\$8,263.43
500 Other Purchased Services				
530 Communications	12,373.65	12,027.15		24,400.80
580 Travel	4,493.66	6,609.24		11,102.90
599 Other Miscellaneous Purchased Services	644.72	697.37		1,342.09
Total Other Purchased Services	\$17,512.03	\$19,333.76		\$36,845.79
600 Supplies				
610 General Supplies	64.16	1,132.17		1,196.33
640 Books and Periodicals	2,881.70	3,440.68		6,322.38
650 Supplies & Fees – Technology Related	16,889.37	16,416.42	502,195.57	535,501.36
Total Supplies	\$19,835.23	\$20,989.27	\$502,195.57	\$543,020.07
700 Property				
756 Capitalized Technology Equipment – Original	9,726.81	9,454.44	72,145.52	91,326.77
766 Capitalized Technology Equipment – Replacement	(1,774.83)	(1,725.14)	151,492.80	147,992.83
Total Property	\$7,951.98	\$7,729.30	\$223,638.32	\$239,319.60
800 Other Objects				
810 Dues and Fees	253.55	246.45		500.00
Total Other Objects	\$253.55	\$246.45		\$500.00
Total 2200 Support Services – Instructional Staff	\$564,494.84	\$508,623.95	\$738,292.89	\$1,811,411.68

LEA : 117414003 Jersey Shore Area SD

Printed 11/22/2021 11:33:32 AM

Page - 11 of 57

General Fund (10)

2220 Technology Support Services

	<u>Elementary</u>	<u>Secondary</u>	<u>Federal</u>	<u>Total</u>
100 Personnel Services – Salaries				
100 Personnel Services – Salaries	126,771.45	123,221.54		249,992.99
Total Personnel Services – Salaries	\$126,771.45	\$123,221.54		\$249,992.99
200 Personnel Services – Employee Benefits				
210 Group Insurance – Contracted Provider	17,646.00	17,151.88		34,797.88
220 Social Security Contributions	9,510.79	9,244.47		18,755.26
230 PSERS Retirement Contributions	43,713.13	42,489.05		86,202.18
260 Workers' Compensation	538.96	523.86		1,062.82
280 Other Post-Employment Benefits (OPEB)	4,403.37	4,280.07		8,683.44
292 Health Savings Accounts	507.10	492.90		1,000.00
Total Personnel Services – Employee Benefits	\$76,319.35	\$74,182.23		\$150,501.58
300 Purchased Professional and Technical Services				
340 Technical Services	19,270.29	18,730.67		38,000.96
Total Purchased Professional and Technical Services	\$19,270.29	\$18,730.67		\$38,000.96
400 Purchased Property Services				
430 Repairs and Maintenance Services	3,528.77	4,734.66		8,263.43
Total Purchased Property Services	\$3,528.77	\$4,734.66		\$8,263.43
500 Other Purchased Services				
530 Communications	12,373.65	12,027.15		24,400.80
Total Other Purchased Services	\$12,373.65	\$12,027.15		\$24,400.80
600 Supplies				
650 Supplies & Fees – Technology Related	16,889.37	16,416.42	502,195.57	535,501.36
Total Supplies	\$16,889.37	\$16,416.42	\$502,195.57	\$535,501.36
700 Property				
756 Capitalized Technology Equipment – Original	9,726.81	9,454.44	72,145.52	91,326.77
766 Capitalized Technology Equipment – Replacement	(1,774.83)	(1,725.14)	151,492.80	147,992.83
Total Property	\$7,951.98	\$7,729.30	\$223,638.32	\$239,319.60
Total 2220 Technology Support Services	\$263,104.86	\$257,041.97	\$725,833.89	\$1,245,980.72

General Fund (10)**2250 School Library Services**

	<u>Elementary</u>	<u>Secondary</u>	<u>Federal</u>	<u>Total</u>
100 Personnel Services – Salaries				
100 Personnel Services – Salaries	88,705.12	48,994.06		137,699.18
Total Personnel Services – Salaries	\$88,705.12	\$48,994.06		\$137,699.18
200 Personnel Services – Employee Benefits				
210 Group Insurance – Contracted Provider	41,705.62	45,846.38		87,552.00
220 Social Security Contributions	6,785.76	3,697.25		10,483.01
230 PSERS Retirement Contributions	29,921.29	16,907.79		46,829.08
260 Workers' Compensation	379.64	209.85		589.49
280 Other Post-Employment Benefits (OPEB)		3,400.20		3,400.20
292 Health Savings Accounts	1,600.00	1,600.00		3,200.00
Total Personnel Services – Employee Benefits	\$80,392.31	\$71,661.47		\$152,053.78
300 Purchased Professional and Technical Services				
340 Technical Services	7,665.12	5,767.28		13,432.40
Total Purchased Professional and Technical Services	\$7,665.12	\$5,767.28		\$13,432.40
500 Other Purchased Services				
599 Other Miscellaneous Purchased Services	305.96	368.10		674.06
Total Other Purchased Services	\$305.96	\$368.10		\$674.06
600 Supplies				
610 General Supplies	49.84	1,118.25		1,168.09
640 Books and Periodicals	2,867.41	3,426.79		6,294.20
Total Supplies	\$2,917.25	\$4,545.04		\$7,462.29
Total 2250 School Library Services	\$179,985.76	\$131,335.95		\$311,321.71

LEA : 117414003 Jersey Shore Area SD

Printed 11/22/2021 11:33:32 AM

Page - 13 of 57

General Fund (10)

2260 Instruction and Curriculum Development Services

	<u>Elementary</u>	<u>Secondary</u>	<u>Federal</u>	<u>Total</u>
100 Personnel Services – Salaries				
100 Personnel Services – Salaries	52,228.10	50,765.59		102,993.69
Total Personnel Services – Salaries	\$52,228.10	\$50,765.59		\$102,993.69
200 Personnel Services – Employee Benefits				
210 Group Insurance – Contracted Provider	719.39	699.24		1,418.63
220 Social Security Contributions	4,048.67	3,935.30		7,983.97
230 PSERS Retirement Contributions	17,673.95	17,179.04		34,852.99
260 Workers' Compensation	223.32	217.06		440.38
270 Group Insurance – Self-Insurance	303.89	295.39		599.28
Total Personnel Services – Employee Benefits	\$22,969.22	\$22,326.03		\$45,295.25
300 Purchased Professional and Technical Services				
322 Professional Educational Services – Ius	4,811.11	4,676.39		9,487.50
329 Professional Educational Services – Other			12,459.00	12,459.00
Total Purchased Professional and Technical Services	\$4,811.11	\$4,676.39	\$12,459.00	\$21,946.50
500 Other Purchased Services				
580 Travel	278.35	270.55		548.90
Total Other Purchased Services	\$278.35	\$270.55		\$548.90
600 Supplies				
610 General Supplies	14.32	13.92		28.24
640 Books and Periodicals	14.29	13.89		28.18
Total Supplies	\$28.61	\$27.81		\$56.42
Total 2260 Instruction and Curriculum Development Services	\$80,315.39	\$78,066.37	\$12,459.00	\$170,840.76

General Fund (10)

2270 Instructional Staff Professional Development Services

	<u>Elementary</u>	<u>Secondary</u>	<u>Federal</u>	<u>Total</u>
100 Personnel Services – Salaries				
100 Personnel Services – Salaries	2,028.40	1,971.60		4,000.00
Total Personnel Services – Salaries	\$2,028.40	\$1,971.60		\$4,000.00
200 Personnel Services – Employee Benefits				
220 Social Security Contributions	149.93	145.73		295.66
230 PSERS Retirement Contributions	700.04	680.44		1,380.48
240 Tuition Reimbursement	22,250.28	21,627.22		43,877.50
260 Workers' Compensation	8.60	8.36		16.96
Total Personnel Services – Employee Benefits	\$23,108.85	\$22,461.75		\$45,570.60
500 Other Purchased Services				
580 Travel	4,215.31	6,338.69		10,554.00
Total Other Purchased Services	\$4,215.31	\$6,338.69		\$10,554.00
800 Other Objects				
810 Dues and Fees	253.55	246.45		500.00
Total Other Objects	\$253.55	\$246.45		\$500.00
Total 2270 Instructional Staff Professional Development Services	\$29,606.11	\$31,018.49		\$60,624.60

LEA : 117414003 Jersey Shore Area SD

Printed 11/22/2021 11:33:32 AM

Page - 15 of 57

General Fund (10)

2290 Other Instructional Staff Services

	<u>Elementary</u>	<u>Secondary</u>	<u>Federal</u>	<u>Total</u>
100 Personnel Services – Salaries				
100 Personnel Services – Salaries	7,995.98	7,772.08		15,768.06
Total Personnel Services – Salaries	\$7,995.98	\$7,772.08		\$15,768.06
200 Personnel Services – Employee Benefits				
220 Social Security Contributions	611.67	594.55		1,206.22
230 PSERS Retirement Contributions	2,502.31	2,432.23		4,934.54
260 Workers' Compensation	34.00	33.04		67.04
Total Personnel Services – Employee Benefits	\$3,147.98	\$3,059.82		\$6,207.80
500 Other Purchased Services				
599 Other Miscellaneous Purchased Services	338.76	329.27		668.03
Total Other Purchased Services	\$338.76	\$329.27		\$668.03
Total 2290 Other Instructional Staff Services	\$11,482.72	\$11,161.17		\$22,643.89

LEA : 117414003 Jersey Shore Area SD

Printed 11/22/2021 11:33:32 AM

Page - 16 of 57

General Fund (10)

	<u>Elementary</u>	<u>Secondary</u>	<u>Federal</u>	<u>Total</u>
2300 Support Services – Administration				
100 Personnel Services – Salaries				
100 Personnel Services – Salaries	447,759.70	529,584.21		1,217,008.63
Total Personnel Services – Salaries	\$447,759.70	\$529,584.21		\$1,217,008.63
200 Personnel Services – Employee Benefits				
210 Group Insurance – Contracted Provider	128,186.34	159,514.18		323,780.71
220 Social Security Contributions	33,833.24	39,547.33		92,026.80
230 PSERS Retirement Contributions	154,522.03	182,759.59		421,149.26
260 Workers' Compensation	1,912.02	2,255.86		5,186.49
270 Group Insurance – Self-Insurance	922.25	464.32		1,573.46
280 Other Post-Employment Benefits (OPEB)	8,720.76	8,415.00		43,175.52
292 Health Savings Accounts	6,400.00	8,400.00		15,600.00
Total Personnel Services – Employee Benefits	\$334,496.64	\$401,356.28		\$902,492.24
300 Purchased Professional and Technical Services				
310 Official / Administrative Services				127,775.23
330 Other Professional Services				140,222.03
340 Technical Services	18,336.65	23,492.58		50,829.23
Total Purchased Professional and Technical Services	\$18,336.65	\$23,492.58		\$318,826.49
400 Purchased Property Services				
440 Rentals				20.00
Total Purchased Property Services				\$20.00
500 Other Purchased Services				
520 Insurance – General				41,517.72
530 Communications				4,086.50
549 Other Advertising/Public Relations				2,418.78
580 Travel	2,169.85	3,193.50		7,673.30
599 Other Miscellaneous Purchased Services	1,592.47	1,019.91		2,612.38
Total Other Purchased Services	\$3,762.32	\$4,213.41		\$58,308.68
600 Supplies				
610 General Supplies	1,108.84	481.72		2,842.22
640 Books and Periodicals		141.25		1,485.97
650 Supplies & Fees – Technology Related				64.97
Total Supplies	\$1,108.84	\$622.97		\$4,393.16
800 Other Objects				
810 Dues and Fees	2,202.00	3,823.06		24,352.34
820 Claims and Judgments Against the LEA				1,378.75
860 Grants To Municipal and Community Service Organizations				350.00
Total Other Objects	\$2,202.00	\$3,823.06		\$26,081.09
Total 2300 Support Services – Administration	\$807,666.15	\$963,092.51		\$2,527,130.29

LEA : 117414003 Jersey Shore Area SD

Printed 11/22/2021 11:33:32 AM

Page - 17 of 57

General Fund (10)

2310 Board Services

ElementarySecondaryFederalTotal300 Purchased Professional and Technical Services

310 Official / Administrative Services

330 Other Professional Services

340 Technical Services

2,377.50

33,890.00

9,000.00

\$45,267.50**Total Purchased Professional and Technical Services**500 Other Purchased Services

520 Insurance – General

549 Other Advertising/Public Relations

580 Travel

41,517.72

2,418.78

25.00

\$43,961.50**Total Other Purchased Services**600 Supplies

610 General Supplies

640 Books and Periodicals

279.92

773.91

\$1,053.83**Total Supplies**800 Other Objects

820 Claims and Judgments Against the LEA

1,378.75

\$1,378.75**Total Other Objects****\$91,661.58****Total 2310 Board Services**

LEA : 117414003 Jersey Shore Area SD

Printed 11/22/2021 11:33:32 AM

Page - 18 of 57

General Fund (10)**2320 Board Treasurer Services**ElementarySecondaryFederalTotal**400 Purchased Property Services**

440 Rentals

20.00

Total Purchased Property Services**\$20.00****Total 2320 Board Treasurer Services****\$20.00**

LEA : 117414003 Jersey Shore Area SD

Printed 11/22/2021 11:33:32 AM

Page - 19 of 57

General Fund (10)

2330 Tax Assessment and Collection Services

ElementarySecondaryFederalTotal300 Purchased Professional and Technical Services

125,397.73

310 Official / Administrative Services

14,092.83

330 Other Professional Services

Total Purchased Professional and Technical Services**\$139,490.56**500 Other Purchased Services

4,086.50

530 Communications

Total Other Purchased Services**\$4,086.50****Total 2330 Tax Assessment and Collection Services****\$143,577.06**

LEA : 117414003 Jersey Shore Area SD

Printed 11/22/2021 11:33:32 AM

Page - 20 of 57

General Fund (10)**2340 Staff Relations and Negotiations Services**ElementarySecondaryFederalTotal**300 Purchased Professional and Technical Services**

330 Other Professional Services

1,382.63

Total Purchased Professional and Technical Services**\$1,382.63****600 Supplies**

610 General Supplies

50.47

Total Supplies**\$50.47****800 Other Objects**

860 Grants To Municipal and Community Service Organizations

350.00

Total Other Objects**\$350.00****Total 2340 Staff Relations and Negotiations Services****\$1,783.10**

LEA : 117414003 Jersey Shore Area SD

Printed 11/22/2021 11:33:32 AM

Page - 21 of 57

General Fund (10)

2350 Legal and Accounting Services

300 Purchased Professional and Technical Services

330 Other Professional Services

Total Purchased Professional and Technical Services**Total 2350 Legal and Accounting Services**ElementarySecondaryFederalTotal

90,856.57

\$90,856.57**\$90,856.57**

LEA : 117414003 Jersey Shore Area SD

Printed 11/22/2021 11:33:32 AM

Page - 22 of 57

General Fund (10)

2360 Office of the Superintendent / Executive Director Services

	<u>Elementary</u>	<u>Secondary</u>	<u>Federal</u>	<u>Total</u>
100 Personnel Services – Salaries				
100 Personnel Services – Salaries				239,664.72
Total Personnel Services – Salaries				\$239,664.72
200 Personnel Services – Employee Benefits				
210 Group Insurance – Contracted Provider				36,080.19
220 Social Security Contributions				18,646.23
230 PSERS Retirement Contributions				83,867.64
260 Workers' Compensation				1,018.61
270 Group Insurance – Self-Insurance				186.89
280 Other Post-Employment Benefits (OPEB)				26,039.76
292 Health Savings Accounts				800.00
Total Personnel Services – Employee Benefits				\$166,639.32
500 Other Purchased Services				
580 Travel				2,284.95
Total Other Purchased Services				\$2,284.95
600 Supplies				
610 General Supplies				921.27
640 Books and Periodicals				570.81
650 Supplies & Fees – Technology Related				64.97
Total Supplies				\$1,557.05
800 Other Objects				
810 Dues and Fees				18,327.28
Total Other Objects				\$18,327.28
Total 2360 Office of the Superintendent / Executive Director Services				\$428,473.32

General Fund (10)

2380 Office of the Principal Services

	<u>Elementary</u>	<u>Secondary</u>	<u>Federal</u>	<u>Total</u>
100 Personnel Services – Salaries				
100 Personnel Services – Salaries	447,759.70	529,584.21		977,343.91
Total Personnel Services – Salaries	\$447,759.70	\$529,584.21		\$977,343.91
200 Personnel Services – Employee Benefits				
210 Group Insurance – Contracted Provider	128,186.34	159,514.18		287,700.52
220 Social Security Contributions	33,833.24	39,547.33		73,380.57
230 PSERS Retirement Contributions	154,522.03	182,759.59		337,281.62
260 Workers' Compensation	1,912.02	2,255.86		4,167.88
270 Group Insurance – Self-Insurance	922.25	464.32		1,386.57
280 Other Post-Employment Benefits (OPEB)	8,720.76	8,415.00		17,135.76
292 Health Savings Accounts	6,400.00	8,400.00		14,800.00
Total Personnel Services – Employee Benefits	\$334,496.64	\$401,356.28		\$735,852.92
300 Purchased Professional and Technical Services				
340 Technical Services	18,336.65	23,492.58		41,829.23
Total Purchased Professional and Technical Services	\$18,336.65	\$23,492.58		\$41,829.23
500 Other Purchased Services				
580 Travel	2,169.85	3,193.50		5,363.35
599 Other Miscellaneous Purchased Services	1,592.47	1,019.91		2,612.38
Total Other Purchased Services	\$3,762.32	\$4,213.41		\$7,975.73
600 Supplies				
610 General Supplies	1,108.84	481.72		1,590.56
640 Books and Periodicals		141.25		141.25
Total Supplies	\$1,108.84	\$622.97		\$1,731.81
800 Other Objects				
810 Dues and Fees	2,202.00	3,823.06		6,025.06
Total Other Objects	\$2,202.00	\$3,823.06		\$6,025.06
Total 2380 Office of the Principal Services	\$807,666.15	\$963,092.51		\$1,770,758.66

LEA : 117414003 Jersey Shore Area SD

Printed 11/22/2021 11:33:32 AM

Page - 24 of 57

General Fund (10)

	<u>Elementary</u>	<u>Secondary</u>	<u>Federal</u>	<u>Total</u>
2400 Support Services – Pupil Health				
100 Personnel Services – Salaries				178,219.98
100 Personnel Services – Salaries				
Total Personnel Services – Salaries				\$178,219.98
200 Personnel Services – Employee Benefits				93,846.41
210 Group Insurance – Contracted Provider				13,142.44
220 Social Security Contributions				60,794.64
230 PSERS Retirement Contributions				757.29
260 Workers' Compensation				7,586.30
280 Other Post-Employment Benefits (OPEB)				2,400.00
292 Health Savings Accounts				
Total Personnel Services – Employee Benefits				\$178,527.08
300 Purchased Professional and Technical Services				7,870.60
329 Professional Educational Services – Other				
Total Purchased Professional and Technical Services				\$7,870.60
600 Supplies				2,260.81
610 General Supplies				127.73
640 Books and Periodicals				
Total Supplies				\$2,388.54
800 Other Objects				130.00
810 Dues and Fees				
Total Other Objects				\$130.00
Total 2400 Support Services – Pupil Health				\$367,136.20

LEA : 117414003 Jersey Shore Area SD

Printed 11/22/2021 11:33:32 AM

Page - 25 of 57

General Fund (10)

2410 Supervision of Health Services

ElementarySecondaryFederalTotal100 Personnel Services – Salaries

100 Personnel Services – Salaries

63,823.00

Total Personnel Services – Salaries**\$63,823.00**200 Personnel Services – Employee Benefits

210 Group Insurance – Contracted Provider

24,480.38

220 Social Security Contributions

4,592.89

230 PSERS Retirement Contributions

22,006.48

260 Workers' Compensation

271.18

280 Other Post-Employment Benefits (OPEB)

7,586.30

Total Personnel Services – Employee Benefits**\$58,937.23****Total 2410 Supervision of Health Services****\$122,760.23**

LEA : 117414003 Jersey Shore Area SD

Printed 11/22/2021 11:33:32 AM

Page - 26 of 57

General Fund (10)

2411 Supervision of Health Services – Head of Component

ElementarySecondaryFederalTotal100 Personnel Services – Salaries

100 Personnel Services – Salaries

63,823.00

Total Personnel Services – Salaries**\$63,823.00**200 Personnel Services – Employee Benefits

210 Group Insurance – Contracted Provider

24,480.38

220 Social Security Contributions

4,592.89

230 PSERS Retirement Contributions

22,006.48

260 Workers' Compensation

271.18

280 Other Post-Employment Benefits (OPEB)

7,586.30

Total Personnel Services – Employee Benefits**\$58,937.23****Total 2411 Supervision of Health Services – Head of Component****\$122,760.23**

General Fund (10)

2420 Medical Services

ElementarySecondaryFederalTotal100 Personnel Services – Salaries

62,164.08

100 Personnel Services – Salaries

Total Personnel Services – Salaries**\$62,164.08**200 Personnel Services – Employee Benefits

37,063.78

210 Group Insurance – Contracted Provider

4,647.07

220 Social Security Contributions

21,073.35

230 PSERS Retirement Contributions

264.36

260 Workers' Compensation

1,600.00

292 Health Savings Accounts

\$64,648.56**Total Personnel Services – Employee Benefits**300 Purchased Professional and Technical Services

7,870.60

329 Professional Educational Services – Other

\$7,870.60**Total Purchased Professional and Technical Services****\$134,683.24****Total 2420 Medical Services**

LEA : 117414003 Jersey Shore Area SD

Printed 11/22/2021 11:33:32 AM

Page - 28 of 57

General Fund (10)**2440 Nursing Services**

	<u>Elementary</u>	<u>Secondary</u>	<u>Federal</u>	<u>Total</u>
100 Personnel Services – Salaries				52,232.90
100 Personnel Services – Salaries				
Total Personnel Services – Salaries				\$52,232.90
200 Personnel Services – Employee Benefits				32,302.25
210 Group Insurance – Contracted Provider				3,902.48
220 Social Security Contributions				17,714.81
230 PSERS Retirement Contributions				221.75
260 Workers' Compensation				800.00
292 Health Savings Accounts				
Total Personnel Services – Employee Benefits				\$54,941.29
Total 2440 Nursing Services				\$107,174.19

LEA : 117414003 Jersey Shore Area SD

Printed 11/22/2021 11:33:32 AM

Page - 29 of 57

General Fund (10)

2490 Other Health Services

ElementarySecondaryFederalTotal600 Supplies

2,260.81

610 General Supplies

127.73

640 Books and Periodicals

Total Supplies**\$2,388.54**800 Other Objects

130.00

810 Dues and Fees

Total Other Objects**\$130.00****Total 2490 Other Health Services****\$2,518.54**

General Fund (10)**2500 Support Services – Business**

	<u>Elementary</u>	<u>Secondary</u>	<u>Federal</u>	<u>Total</u>
--	-------------------	------------------	----------------	--------------

100 Personnel Services – Salaries

100 Personnel Services – Salaries				394,431.17
-----------------------------------	--	--	--	------------

Total Personnel Services – Salaries**\$394,431.17****200 Personnel Services – Employee Benefits**

210 Group Insurance – Contracted Provider				128,223.51
---	--	--	--	------------

220 Social Security Contributions				29,477.57
-----------------------------------	--	--	--	-----------

230 PSERS Retirement Contributions				134,901.37
------------------------------------	--	--	--	------------

260 Workers' Compensation				1,694.14
---------------------------	--	--	--	----------

270 Group Insurance – Self-Insurance				1,032.95
--------------------------------------	--	--	--	----------

280 Other Post-Employment Benefits (OPEB)				1,540.00
---	--	--	--	----------

292 Health Savings Accounts				9,500.00
-----------------------------	--	--	--	----------

Total Personnel Services – Employee Benefits**\$306,369.54****300 Purchased Professional and Technical Services**

340 Technical Services				25,908.65
------------------------	--	--	--	-----------

Total Purchased Professional and Technical Services**\$25,908.65****400 Purchased Property Services**

430 Repairs and Maintenance Services				32.00
--------------------------------------	--	--	--	-------

440 Rentals				28,709.63
-------------	--	--	--	-----------

Total Purchased Property Services**\$28,741.63****500 Other Purchased Services**

530 Communications				18,082.12
--------------------	--	--	--	-----------

549 Other Advertising/Public Relations				700.69
--	--	--	--	--------

580 Travel				175.00
------------	--	--	--	--------

599 Other Miscellaneous Purchased Services				85.05
--	--	--	--	-------

Total Other Purchased Services**\$19,042.86****600 Supplies**

610 General Supplies				26,004.54
----------------------	--	--	--	-----------

Total Supplies**\$26,004.54****800 Other Objects**

810 Dues and Fees				20,261.24
-------------------	--	--	--	-----------

Total Other Objects**\$20,261.24****Total 2500 Support Services – Business****\$820,759.63**

LEA : 117414003 Jersey Shore Area SD

Printed 11/22/2021 11:33:32 AM

Page - 31 of 57

General Fund (10)**2510 Fiscal Services**

	<u>Elementary</u>	<u>Secondary</u>	<u>Federal</u>	<u>Total</u>
100 Personnel Services – Salaries				307,546.04
100 Personnel Services – Salaries				
Total Personnel Services – Salaries				\$307,546.04
200 Personnel Services – Employee Benefits				84,487.54
210 Group Insurance – Contracted Provider				23,014.06
220 Social Security Contributions				104,917.20
230 PSERS Retirement Contributions				1,324.90
260 Workers' Compensation				1,032.95
270 Group Insurance – Self-Insurance				1,540.00
280 Other Post-Employment Benefits (OPEB)				5,400.00
292 Health Savings Accounts				
Total Personnel Services – Employee Benefits				\$221,716.65
300 Purchased Professional and Technical Services				25,908.65
340 Technical Services				
Total Purchased Professional and Technical Services				\$25,908.65
500 Other Purchased Services				14.64
530 Communications				700.69
549 Other Advertising/Public Relations				175.00
580 Travel				85.05
599 Other Miscellaneous Purchased Services				
Total Other Purchased Services				\$975.38
600 Supplies				702.72
610 General Supplies				
Total Supplies				\$702.72
800 Other Objects				20,261.24
810 Dues and Fees				
Total Other Objects				\$20,261.24
Total 2510 Fiscal Services				\$577,110.68

General Fund (10)**2511 Supervision of Fiscal Services - Head of Component**

	<u>Elementary</u>	<u>Secondary</u>	<u>Federal</u>	<u>Total</u>
100 Personnel Services – Salaries				152,670.07
100 Personnel Services – Salaries				
Total Personnel Services – Salaries				\$152,670.07
200 Personnel Services – Employee Benefits				51,852.92
210 Group Insurance – Contracted Provider				11,177.90
220 Social Security Contributions				52,335.72
230 PSERS Retirement Contributions				658.24
260 Workers' Compensation				432.95
270 Group Insurance – Self-Insurance				1,540.00
280 Other Post-Employment Benefits (OPEB)				3,600.00
292 Health Savings Accounts				
Total Personnel Services – Employee Benefits				\$121,597.73
300 Purchased Professional and Technical Services				25,908.65
340 Technical Services				
Total Purchased Professional and Technical Services				\$25,908.65
500 Other Purchased Services				14.64
530 Communications				700.69
549 Other Advertising/Public Relations				
Total Other Purchased Services				\$715.33
600 Supplies				702.72
610 General Supplies				
Total Supplies				\$702.72
800 Other Objects				14,817.51
810 Dues and Fees				
Total Other Objects				\$14,817.51
Total 2511 Supervision of Fiscal Services - Head of Component				\$316,412.01

LEA : 117414003 Jersey Shore Area SD

Printed 11/22/2021 11:33:32 AM

Page - 33 of 57

General Fund (10)**2513 Receiving and Disbursing Funds Services****Elementary****Secondary****Federal****Total****100 Personnel Services – Salaries**

100 Personnel Services – Salaries

37,489.06

Total Personnel Services – Salaries**\$37,489.06****200 Personnel Services – Employee Benefits**

210 Group Insurance – Contracted Provider

21,753.11

220 Social Security Contributions

2,941.44

230 PSERS Retirement Contributions

12,937.57

260 Workers' Compensation

163.53

292 Health Savings Accounts

800.00

Total Personnel Services – Employee Benefits**\$38,595.65****Total 2513 Receiving and Disbursing Funds Services****\$76,084.71**

General Fund (10)

2514 Payroll Services

ElementarySecondaryFederalTotal100 Personnel Services – Salaries

100 Personnel Services – Salaries

40,450.73

Total Personnel Services – Salaries**\$40,450.73**200 Personnel Services – Employee Benefits

210 Group Insurance – Contracted Provider

616.72

220 Social Security Contributions

3,098.44

230 PSERS Retirement Contributions

13,093.28

260 Workers' Compensation

171.91

Total Personnel Services – Employee Benefits**\$16,980.35**500 Other Purchased Services

580 Travel

75.00

599 Other Miscellaneous Purchased Services

85.05

Total Other Purchased Services**\$160.05**800 Other Objects

810 Dues and Fees

5,156.00

Total Other Objects**\$5,156.00****Total 2514 Payroll Services****\$62,747.13**

LEA : 117414003 Jersey Shore Area SD

Printed 11/22/2021 11:33:32 AM

Page - 35 of 57

General Fund (10)**2515 Financial Accounting Services****100 Personnel Services – Salaries**

100 Personnel Services – Salaries

76,936.18

Total Personnel Services – Salaries**\$76,936.18****200 Personnel Services – Employee Benefits**

210 Group Insurance – Contracted Provider

10,264.79

220 Social Security Contributions

5,796.28

230 PSERS Retirement Contributions

26,550.63

260 Workers' Compensation

331.22

270 Group Insurance – Self-Insurance

600.00

292 Health Savings Accounts

1,000.00

Total Personnel Services – Employee Benefits**\$44,542.92****500 Other Purchased Services**

580 Travel

100.00

Total Other Purchased Services**\$100.00****800 Other Objects**

810 Dues and Fees

287.73

Total Other Objects**\$287.73****Total 2515 Financial Accounting Services****\$121,866.83**

LEA : 117414003 Jersey Shore Area SD

Printed 11/22/2021 11:33:32 AM

Page - 36 of 57

General Fund (10)**2520 Purchasing Services****Elementary****Secondary****Federal****Total****100 Personnel Services – Salaries**

18,744.44

100 Personnel Services – Salaries

\$18,744.44**Total Personnel Services – Salaries****200 Personnel Services – Employee Benefits**

10,876.51

210 Group Insurance – Contracted Provider

1,384.24

220 Social Security Contributions

6,468.80

230 PSERS Retirement Contributions

79.56

260 Workers' Compensation

800.00

292 Health Savings Accounts

\$19,609.11**Total Personnel Services – Employee Benefits****\$38,353.55****Total 2520 Purchasing Services**

LEA : 117414003 Jersey Shore Area SD

Printed 11/22/2021 11:33:32 AM

Page - 37 of 57

General Fund (10)**2530 Warehousing and Distributing Services****Elementary****Secondary****Federal****Total****100 Personnel Services – Salaries**

100 Personnel Services – Salaries

27,467.41

Total Personnel Services – Salaries**\$27,467.41****200 Personnel Services – Employee Benefits**

210 Group Insurance – Contracted Provider

9,787.67

220 Social Security Contributions

2,052.97

230 PSERS Retirement Contributions

9,479.04

260 Workers' Compensation

116.78

292 Health Savings Accounts

1,300.00

Total Personnel Services – Employee Benefits**\$22,736.46****600 Supplies**

610 General Supplies

10.61

Total Supplies**\$10.61****Total 2530 Warehousing and Distributing Services****\$50,214.48**

General Fund (10)

2540 Printing, Publishing and Duplicating Services

ElementarySecondaryFederalTotal100 Personnel Services – Salaries

40,673.28

100 Personnel Services – Salaries

\$40,673.28**Total Personnel Services – Salaries**200 Personnel Services – Employee Benefits

23,071.79

210 Group Insurance – Contracted Provider

3,026.30

220 Social Security Contributions

14,036.33

230 PSERS Retirement Contributions

172.90

260 Workers' Compensation

2,000.00

292 Health Savings Accounts

\$42,307.32**Total Personnel Services – Employee Benefits**400 Purchased Property Services

32.00

430 Repairs and Maintenance Services

28,709.63

440 Rentals

\$28,741.63**Total Purchased Property Services**500 Other Purchased Services

18,067.48

530 Communications

\$18,067.48**Total Other Purchased Services**600 Supplies

25,162.06

610 General Supplies

\$25,162.06**Total Supplies****\$154,951.77****Total 2540 Printing, Publishing and Duplicating Services**

LEA : 117414003 Jersey Shore Area SD

Printed 11/22/2021 11:33:32 AM

Page - 39 of 57

General Fund (10)**2590 Other Support Services – Business****Elementary****Secondary****Federal****Total****600 Supplies**

610 General Supplies

129.15

Total Supplies**\$129.15****Total 2590 Other Support Services – Business****\$129.15**

LEA : 117414003 Jersey Shore Area SD

Printed 11/22/2021 11:33:32 AM

Page - 40 of 57

General Fund (10)**2600 Operation and Maintenance of Plant Services****Elementary****Secondary****Federal****Total****100 Personnel Services – Salaries**

100 Personnel Services – Salaries

1,032,143.15

Total Personnel Services – Salaries**\$1,032,143.15****200 Personnel Services – Employee Benefits**

210 Group Insurance – Contracted Provider

408,325.87

220 Social Security Contributions

76,919.80

230 PSERS Retirement Contributions

341,770.20

260 Workers' Compensation

4,388.75

292 Health Savings Accounts

53,200.00

Total Personnel Services – Employee Benefits**\$884,604.62****300 Purchased Professional and Technical Services**

330 Other Professional Services

50,513.87

340 Technical Services

8,035.68

390 Other Purchased Professional and Technical Services

53,473.00

Total Purchased Professional and Technical Services**\$112,022.55****400 Purchased Property Services**

410 Cleaning Services

13,869.63 85,974.82

420 Utility Services

331,461.53

430 Repairs and Maintenance Services

336,497.67

Total Purchased Property Services**\$13,869.63 \$753,934.02****500 Other Purchased Services**

521 Fire Insurance

92,414.00

522 Automotive Liability Insurance

9,778.00

530 Communications

2,237.16 128,139.09

580 Travel

37.72

Total Other Purchased Services**\$2,237.16 \$230,368.81****600 Supplies**

610 General Supplies

71,887.12 93,466.22 212,498.90 377,852.24

620 Energy

178,655.00

Total Supplies**\$71,887.12 \$93,466.22 \$212,498.90 \$556,507.24****700 Property**

752 Capital Equipment – Original and Additional

15,763.00 19,187.00

762 Capitalized Equipment - Replacement

107,750.00

Total Property**\$15,763.00 \$126,937.00****800 Other Objects**

810 Dues and Fees

1,571.44

Total Other Objects**\$1,571.44****Total 2600 Operation and Maintenance of Plant Services****\$71,887.12 \$93,466.22 \$244,368.69 \$3,698,088.83**

LEA : 117414003 Jersey Shore Area SD

Printed 11/22/2021 11:33:32 AM

Page - 41 of 57

General Fund (10)**2610 Supervision of Operation and Maintenance of Plant Services****Elementary****Secondary****Federal****Total****100 Personnel Services – Salaries**

100 Personnel Services – Salaries

104,583.85

Total Personnel Services – Salaries**\$104,583.85****200 Personnel Services – Employee Benefits**

210 Group Insurance – Contracted Provider

25,570.36

220 Social Security Contributions

7,763.06

230 PSERS Retirement Contributions

35,732.40

260 Workers' Compensation

444.60

Total Personnel Services – Employee Benefits**\$69,510.42****Total 2610 Supervision of Operation and Maintenance of Plant Services****\$174,094.27**

LEA : 117414003 Jersey Shore Area SD

Printed 11/22/2021 11:33:32 AM

Page - 42 of 57

General Fund (10)**2611 Supervision of Operation and Maintenance of Plant Services – Head of Component****Elementary****Secondary****Federal****Total****100 Personnel Services – Salaries**

104,583.85

100 Personnel Services – Salaries

\$104,583.85**Total Personnel Services – Salaries****200 Personnel Services – Employee Benefits**

25,570.36

210 Group Insurance – Contracted Provider

7,763.06

220 Social Security Contributions

35,732.40

230 PSERS Retirement Contributions

444.60

260 Workers' Compensation

\$69,510.42**Total Personnel Services – Employee Benefits****\$174,094.27****Total 2611 Supervision of Operation and Maintenance of Plant Services – Head of Component**

LEA : 117414003 Jersey Shore Area SD

Printed 11/22/2021 11:33 32 AM

Page - 43 of 57

General Fund (10)

	<u>Elementary</u>	<u>Secondary</u>	<u>Federal</u>	<u>Total</u>
2620 Operation of Buildings Services				
100 Personnel Services – Salaries				
100 Personnel Services – Salaries				851,811.63
Total Personnel Services – Salaries				\$851,811.63
200 Personnel Services – Employee Benefits				
210 Group Insurance – Contracted Provider				362,830.62
220 Social Security Contributions				63,543.69
230 PSERS Retirement Contributions				291,937.95
260 Workers' Compensation				3,622.24
292 Health Savings Accounts				48,600.00
Total Personnel Services – Employee Benefits				\$770,534.50
300 Purchased Professional and Technical Services				
330 Other Professional Services				50,513.87
340 Technical Services				8,035.68
Total Purchased Professional and Technical Services				\$58,549.55
400 Purchased Property Services				
410 Cleaning Services			13,869.63	85,974.82
420 Utility Services				331,461.53
430 Repairs and Maintenance Services				336,497.67
Total Purchased Property Services			\$13,869.63	\$753,934.02
500 Other Purchased Services				
521 Fire Insurance				92,414.00
522 Automotive Liability Insurance				9,778.00
530 Communications			2,237.16	128,139.09
580 Travel				37.72
Total Other Purchased Services			\$2,237.16	\$230,368.81
600 Supplies				
610 General Supplies	56,348.74	78,362.95	18,636.39	153,348.08
620 Energy				178,655.00
Total Supplies	\$56,348.74	\$78,362.95	\$18,636.39	\$332,003.08
700 Property				
752 Capital Equipment – Original and Additional			15,763.00	19,187.00
762 Capitalized Equipment - Replacement				107,750.00
Total Property			\$15,763.00	\$126,937.00
800 Other Objects				
810 Dues and Fees				1,571.44
Total Other Objects				\$1,571.44
Total 2620 Operation of Buildings Services	\$56,348.74	\$78,362.95	\$50,506.18	\$3,125,710.03

LEA : 117414003 Jersey Shore Area SD

Printed 11/22/2021 11:33:32 AM

Page - 44 of 57

General Fund (10)**2630 Care and Upkeep of Grounds Services****Elementary****Secondary****Federal****Total****100 Personnel Services – Salaries**

100 Personnel Services – Salaries

30,932.54

Total Personnel Services – Salaries**\$30,932.54****200 Personnel Services – Employee Benefits**

210 Group Insurance – Contracted Provider

19,924.89

220 Social Security Contributions

2,184.76

230 PSERS Retirement Contributions

10,514.80

260 Workers' Compensation

131.52

292 Health Savings Accounts

4,600.00

Total Personnel Services – Employee Benefits**\$37,355.97****Total 2630 Care and Upkeep of Grounds Services****\$68,288.51**

LEA : 117414003 Jersey Shore Area SD

Printed 11/22/2021 11:33:32 AM

Page - 45 of 57

General Fund (10)**2660 Safety and Security Services****100 Personnel Services – Salaries**

100 Personnel Services – Salaries

44,815.13

Total Personnel Services – Salaries**\$44,815.13****200 Personnel Services – Employee Benefits**

220 Social Security Contributions

3,428.29

230 PSERS Retirement Contributions

3,585.05

260 Workers' Compensation

190.39

Total Personnel Services – Employee Benefits**\$7,203.73****300 Purchased Professional and Technical Services**

390 Other Purchased Professional and Technical Services

53,473.00

Total Purchased Professional and Technical Services**\$53,473.00****600 Supplies**

610 General Supplies

15,538.38

15,103.27

193,862.51

224,504.16

Total Supplies**\$15,538.38****\$15,103.27****\$193,862.51****\$224,504.16****Total 2660 Safety and Security Services****\$15,538.38****\$15,103.27****\$193,862.51****\$329,996.02**

LEA : 117414003 Jersey Shore Area SD

Printed 11/22/2021 11:33:32 AM

Page - 46 of 57

General Fund (10)**2700 Student Transportation Services****Elementary****Secondary****Federal****Total****100 Personnel Services – Salaries**

58,269.21

100 Personnel Services – Salaries

\$58,269.21**Total Personnel Services – Salaries****200 Personnel Services – Employee Benefits**

18,898.82

210 Group Insurance – Contracted Provider

4,309.67

220 Social Security Contributions

20,108.60

230 PSERS Retirement Contributions

247.52

260 Workers' Compensation

\$43,564.61**Total Personnel Services – Employee Benefits****300 Purchased Professional and Technical Services**

8,111.19

340 Technical Services

60,194.00

390 Other Purchased Professional and Technical Services

\$68,305.19**Total Purchased Professional and Technical Services****400 Purchased Property Services**

308.43

420 Utility Services

\$308.43**Total Purchased Property Services****500 Other Purchased Services**

1,709,467.65

513 Contracted Carriers

1,236.89

516 Student Transportation Services From the IU

\$1,710,704.54**Total Other Purchased Services****600 Supplies**

10.61

610 General Supplies

\$10.61**Total Supplies****\$1,881,162.59****Total 2700 Student Transportation Services**

LEA : 117414003 Jersey Shore Area SD

Printed 11/22/2021 11:33:32 AM

Page - 47 of 57

General Fund (10)

2710 Supervision of Student Transportation Services

	<u>Elementary</u>	<u>Secondary</u>	<u>Federal</u>	<u>Total</u>
100 Personnel Services – Salaries				
100 Personnel Services – Salaries				58,269.21
Total Personnel Services – Salaries				\$58,269.21
200 Personnel Services – Employee Benefits				
210 Group Insurance – Contracted Provider				18,898.82
220 Social Security Contributions				4,309.67
230 PSERS Retirement Contributions				20,108.60
260 Workers' Compensation				247.52
Total Personnel Services – Employee Benefits				\$43,564.61
600 Supplies				
610 General Supplies				10.61
Total Supplies				\$10.61
Total 2710 Supervision of Student Transportation Services				\$101,844.43

General Fund (10)

2711 Supervision of Student Transportation Services – Head of Component

ElementarySecondaryFederalTotal100 Personnel Services – Salaries

58,269.21

100 Personnel Services – Salaries

\$58,269.21**Total Personnel Services – Salaries**200 Personnel Services – Employee Benefits

18,898.82

210 Group Insurance – Contracted Provider

4,309.67

220 Social Security Contributions

20,108.60

230 PSERS Retirement Contributions

247.52

260 Workers' Compensation

\$43,564.61**Total Personnel Services – Employee Benefits**600 Supplies

10.61

610 General Supplies

\$10.61**Total Supplies****\$101,844.43****Total 2711 Supervision of Student Transportation Services – Head of Component**

LEA : 117414003 Jersey Shore Area SD

Printed 11/22/2021 11:33:32 AM

Page - 49 of 57

General Fund (10)

2720 Vehicle Operation Services

ElementarySecondaryFederalTotal500 Other Purchased Services

513 Contracted Carriers

1,557,607.04

516 Student Transportation Services From the IU

1,236.89

Total Other Purchased Services**\$1,558,843.93****Total 2720 Vehicle Operation Services****\$1,558,843.93**

LEA : 117414003 Jersey Shore Area SD

Printed 11/22/2021 11:33:32 AM

Page - 50 of 57

General Fund (10)**2730 Monitoring Services****300 Purchased Professional and Technical Services**

340 Technical Services

390 Other Purchased Professional and Technical Services

Total Purchased Professional and Technical Services**400 Purchased Property Services**

420 Utility Services

Total Purchased Property Services**Total 2730 Monitoring Services**ElementarySecondaryFederalTotal

8,111.19

60,194.00

\$68,305.19

308.43

\$308.43**\$68,613.62**

LEA : 117414003 Jersey Shore Area SD

Printed 11/22/2021 11:33:32 AM

Page - 51 of 57

General Fund (10)

2750 Nonpublic Transportation

ElementarySecondaryFederalTotal500 Other Purchased Services

513 Contracted Carriers

151,860.61

Total Other Purchased Services**\$151,860.61****Total 2750 Nonpublic Transportation****\$151,860.61**

LEA : 117414003 Jersey Shore Area SD

Printed 11/22/2021 11:33:32 AM

Page - 52 of 57

General Fund (10)**2800 Support Services – Central**ElementarySecondaryFederalTotal**200 Personnel Services – Employee Benefits**

240 Tuition Reimbursement

13,239.00

Total Personnel Services – Employee Benefits**\$13,239.00****300 Purchased Professional and Technical Services**

390 Other Purchased Professional and Technical Services

1,594.02

Total Purchased Professional and Technical Services**\$1,594.02****500 Other Purchased Services**

549 Other Advertising/Public Relations

7,468.03

Total Other Purchased Services**\$7,468.03****Total 2800 Support Services – Central****\$22,301.05**

LEA : 117414003 Jersey Shore Area SD

Printed 11/22/2021 11:33:32 AM

Page - 53 of 57

General Fund (10)

2830 Staff Services

ElementarySecondaryFederalTotal200 Personnel Services – Employee Benefits

240 Tuition Reimbursement

13,239.00

Total Personnel Services – Employee Benefits**\$13,239.00**300 Purchased Professional and Technical Services

390 Other Purchased Professional and Technical Services

1,594.02

Total Purchased Professional and Technical Services**\$1,594.02**500 Other Purchased Services

549 Other Advertising/Public Relations

7,468.03

Total Other Purchased Services**\$7,468.03****Total 2830 Staff Services****\$22,301.05**

General Fund (10)

2832 Recruitment and Placement Services

<u>Elementary</u>	<u>Secondary</u>	<u>Federal</u>	<u>Total</u>
			7,468.03
			\$7,468.03
			\$7,468.03

500 Other Purchased Services

549 Other Advertising/Public Relations

Total Other Purchased Services

Total 2832 Recruitment and Placement Services

General Fund (10)

2833 Staff Accounting Services	<u>Elementary</u>	<u>Secondary</u>	<u>Federal</u>	<u>Total</u>
300 <u>Purchased Professional and Technical Services</u>				
390 Other Purchased Professional and Technical Services				1,594.02
Total Purchased Professional and Technical Services				\$1,594.02
Total 2833 Staff Accounting Services				\$1,594.02

General Fund (10)

2834 Staff Development Services – Non-Instructional, Certified Staff Only

ElementarySecondaryFederalTotal200 Personnel Services – Employee Benefits

6,705.00

240 Tuition Reimbursement

\$6,705.00**Total Personnel Services – Employee Benefits****\$6,705.00****Total 2834 Staff Development Services – Non-Instructional, Certified Staff Only**

LEA : 117414003 Jersey Shore Area SD

Printed 11/22/2021 11:33:32 AM

Page - 57 of 57

General Fund (10)

2836 Staff Development Services – Non-Instructional, Non-Certified Staff Only

ElementarySecondaryFederalTotal200 Personnel Services – Employee Benefits

240 Tuition Reimbursement

6,534.00

Total Personnel Services – Employee Benefits**\$6,534.00****Total 2836 Staff Development Services – Non-Instructional, Non-Certified Staff Only****\$6,534.00**

General Fund (10)**3000 Operation of Non-Instructional Services****Total****100 Personnel Services – Salaries**

391,730.28

100 Personnel Services – Salaries

\$391,730.28**Total Personnel Services – Salaries****200 Personnel Services – Employee Benefits**

32,819.60

210 Group Insurance – Contracted Provider

29,707.72

220 Social Security Contributions

131,218.33

230 PSERS Retirement Contributions

1,869.10

250 Unemployment Compensation

1,665.45

260 Workers' Compensation

2,000.00

292 Health Savings Accounts

\$199,280.20**Total Personnel Services – Employee Benefits****300 Purchased Professional and Technical Services**

2,500.00

330 Other Professional Services

22,132.00

390 Other Purchased Professional and Technical Services

\$24,632.00**Total Purchased Professional and Technical Services****400 Purchased Property Services**

6,435.37

430 Repairs and Maintenance Services

\$6,435.37**Total Purchased Property Services****500 Other Purchased Services**

47,662.30

510 Student Transportation Services

2,367.42

530 Communications

1,155.70

549 Other Advertising/Public Relations

5,432.07

580 Travel

\$56,617.49**Total Other Purchased Services****600 Supplies**

78,256.87

610 General Supplies

\$78,256.87**Total Supplies****800 Other Objects**

6,876.00

810 Dues and Fees

(1,765.10)

890 Miscellaneous Expenditures

\$5,110.90**Total Other Objects****Total 3000 Operation of Non-Instructional Services****\$762,063.11**

LEA : 117414003 Jersey Shore Area SD

Printed 11/22/2021 11:33:53 AM

Page - 2 of 2

General Fund (10)

3200 Student Activities

	<u>Elementary</u>	<u>Secondary</u>	<u>Federal</u>	<u>Total</u>
100 Personnel Services – Salaries				
100 Personnel Services – Salaries				391,730.28
Total Personnel Services – Salaries				\$391,730.28
200 Personnel Services – Employee Benefits				
210 Group Insurance – Contracted Provider				32,819.60
220 Social Security Contributions				29,707.72
230 PSERS Retirement Contributions				131,218.33
250 Unemployment Compensation				1,869.10
260 Workers' Compensation				1,665.45
292 Health Savings Accounts				2,000.00
Total Personnel Services – Employee Benefits				\$199,280.20
300 Purchased Professional and Technical Services				
330 Other Professional Services				2,500.00
390 Other Purchased Professional and Technical Services				22,132.00
Total Purchased Professional and Technical Services				\$24,632.00
400 Purchased Property Services				
430 Repairs and Maintenance Services				6,435.37
Total Purchased Property Services				\$6,435.37
500 Other Purchased Services				
510 Student Transportation Services				47,662.30
530 Communications				2,367.42
549 Other Advertising/Public Relations				1,155.70
580 Travel				5,432.07
Total Other Purchased Services				\$56,617.49
600 Supplies				
610 General Supplies			2,300.00	78,256.87
Total Supplies			\$2,300.00	\$78,256.87
800 Other Objects				
810 Dues and Fees				6,876.00
890 Miscellaneous Expenditures				(1,765.10)
Total Other Objects				\$5,110.90
Total 3200 Student Activities			\$2,300.00	\$762,063.11

General Fund (10)

5000 Other Expenditures and Financing Uses

Total800 Other Objects

461,885.52

830 Interest

\$461,885.52**Total Other Objects**900 Other Uses of Funds

2,576,000.00

910 Redemption of Principal

325,000.00

932 Capital Reserve Fund Transfers Applicable To Fund 32

\$2,901,000.00**Total Other Uses of Funds****\$3,362,885.52****Total 5000 Other Expenditures and Financing Uses**

LEA : 117414003 Jersey Shore Area SD

Printed 11/22/2021 11:34:19 AM

Page - 2 of 5

General Fund (10)

5100 Debt Service / Other Expenditures and Financing Uses

ElementarySecondaryFederalTotal800 Other Objects

830 Interest

461,885.52

Total Other Objects**\$461,885.52**900 Other Uses of Funds

910 Redemption of Principal

2,576,000.00

Total Other Uses of Funds**\$2,576,000.00****Total 5100 Debt Service / Other Expenditures and Financing Uses****\$3,037,885.52**

General Fund (10)

5110 Debt Service

ElementarySecondaryFederalTotal800 Other Objects

461,885.52

830 Interest

\$461,885.52**Total Other Objects**900 Other Uses of Funds

2,576,000.00

910 Redemption of Principal

\$2,576,000.00**Total Other Uses of Funds****\$3,037,885.52****Total 5110 Debt Service**

LEA : 117414003 Jersey Shore Area SD

Printed 11/22/2021 11:34:19 AM

Page - 4 of 5

General Fund (10)

5200 Interfund Transfers – Out

ElementarySecondaryFederalTotal900 Other Uses of Funds

932 Capital Reserve Fund Transfers Applicable To Fund 32

325,000.00

Total Other Uses of Funds**\$325,000.00****Total 5200 Interfund Transfers – Out****\$325,000.00**

General Fund (10)

5230 Capital Projects Fund Transfers	Elementary	Secondary	Federal	Total
900 Other Uses of Funds				325,000.00
932 Capital Reserve Fund Transfers Applicable To Fund 32				
Total Other Uses of Funds				\$325,000.00
Total 5230 Capital Projects Fund Transfers				\$325,000.00

LEA : 117414003 Jersey Shore Area SD

Printed 11/22/2021 11:33:57 AM

Page - 1 of 1

Student Sponsored Activity Fund (21)**3300 Community Services****800 Other Objects**

890 Miscellaneous Expenditures

Total Other Objects**Total 3300 Community Services**ElementarySecondaryFederalTotal

37,943.14

\$37,943.14**\$37,943.14**

Public Purpose (Expendable) Trust Fund (27)**3000 Operation of Non-Instructional Services****800 Other Objects**

890 Miscellaneous Expenditures

Total Other Objects**Total 3000 Operation of Non-Instructional Services****Total**

16,335.00

\$16,335.00**\$16,335.00**

LEA : 117414003 Jersey Shore Area SD

Printed 11/22/2021 11:34:01 AM

Page - 2 of 2

Public Purpose (Expendable) Trust Fund (27)**3300 Community Services****800 Other Objects**

890 Miscellaneous Expenditures

Total Other Objects**Total 3300 Community Services**ElementarySecondaryFederalTotal

16,335.00

\$16,335.00**\$16,335.00**

Capital Reserve Fund - § 1431 (32)

4000 Facilities Acquisition, Construction and Improvement Services

	<u>Total</u>
700 Property	
752 Capital Equipment – Original and Additional	65,896.81
762 Capitalized Equipment - Replacement	118,334.55
Total Property	\$184,231.36
Total 4000 Facilities Acquisition, Construction and Improvement Services	\$184,231.36

LEA : 117414003 Jersey Shore Area SD

Printed 11/22/2021 11:34:08 AM

Page - 2 of 2

Capital Reserve Fund - \$ 1431 (32)

4600 Existing Building Improvement Services

ElementarySecondaryFederalTotal700 Property

752 Capital Equipment – Original and Additional

65,896.81

762 Capitalized Equipment - Replacement

118,334.55

Total Property**\$184,231.36****Total 4600 Existing Building Improvement Services****\$184,231.36**

LEA : 117414003 Jersey Shore Area SD

Printed 11/22/2021 11:34:21 AM

Page - 1 of 5

Debt Service Fund (40)**5000 Other Expenditures and Financing Uses****800 Other Objects**

830 Interest

Total

35,362.09

Total Other Objects**\$35,362.09****900 Other Uses of Funds**

910 Redemption of Principal

939 Other Fund Transfers

8,029,132.74

4,505.17

Total Other Uses of Funds**\$8,033,637.91****Total 5000 Other Expenditures and Financing Uses****\$8,069,000.00**

LEA : 117414003 Jersey Shore Area SD

Printed 11/22/2021 11:34:21 AM

Page - 2 of 5

Debt Service Fund (40)

5100 Debt Service / Other Expenditures and Financing Uses

ElementarySecondaryFederalTotal800 Other Objects

830 Interest

35,362.09

Total Other Objects**\$35,362.09**900 Other Uses of Funds

910 Redemption of Principal

8,029,132.74

Total Other Uses of Funds**\$8,029,132.74****Total 5100 Debt Service / Other Expenditures and Financing Uses****\$8,064,494.83**

Debt Service Fund (40)

5120 Debt Service – Refunded Bonds

ElementarySecondaryFederalTotal800 Other Objects

35,362.09

830 Interest

Total Other Objects

\$35,362.09

900 Other Uses of Funds

8,029,132.74

910 Redemption of Principal

Total Other Uses of Funds

\$8,029,132.74

Total 5120 Debt Service – Refunded Bonds

\$8,064,494.83

LEA : 117414003 Jersey Shore Area SD

Printed 11/22/2021 11:34:21 AM

Page - 4 of 5

Debt Service Fund (40)**5200 Interfund Transfers – Out**ElementarySecondaryFederalTotal**900 Other Uses of Funds**

939 Other Fund Transfers

4,505.17

Total Other Uses of Funds**\$4,505.17****Total 5200 Interfund Transfers – Out****\$4,505.17**

LEA : 117414003 Jersey Shore Area SD

Printed 11/22/2021 11:34:21 AM

Page - 5 of 5

Debt Service Fund (40)**5210 General Fund Transfers****900 Other Uses of Funds**

939 Other Fund Transfers

Total Other Uses of Funds**Total 5210 General Fund Transfers**ElementarySecondaryFederalTotal

4,505.17

\$4,505.17**\$4,505.17**

	<u>General Fund(10)</u>	<u>Student Sponsored Activity Fund(21)</u>	<u>Public Purpose Trust(27)</u>	<u>Other Compt Approved (28)</u>	<u>Athletic / Activity(29)</u>
1000 Instruction					
1100 Regular Programs - Elementary / Secondary	20,285,178.35				
1200 Special Programs - Elementary / Secondary	6,219,270.53				
1300 Vocational Education	1,107,358.04				
1400 Other Instructional Programs - Elementary / Secondary	56,387.74				
1500 Nonpublic School Programs	11,446.12				
1800 Pre-Kindergarten	325,296.00				
Total Instruction	\$28,004,936.78				
2000 Support Services					
2100 Support Services - Students	1,435,331.18				
2200 Support Services - Instructional Staff	1,811,411.68				
2300 Support Services - Administration	2,527,130.29				
2400 Support Services - Pupil Health	367,136.20				
2500 Support Services - Business	820,759.63				
2600 Operation and Maintenance of Plant Services	3,698,088.83				
2700 Student Transportation Services	1,881,162.59				
2800 Support Services - Central	22,301.05				
Total Support Services	\$12,563,321.45				
3000 Operation of Non-Instructional Services					
3200 Student Activities	762,063.11				
3300 Community Services		37,943.14		16,335.00	
Total Operation of Non-Instructional Services	\$762,063.11	\$37,943.14		\$16,335.00	
4000 Facilities Acquisition, Construction and Improvement Services					
4600 Existing Building Improvement Services					
Total Facilities Acquisition, Construction and Improvement Services					
5000 Other Expenditures and Financing Uses					
5100 Debt Service / Other Expenditures and Financing Uses	3,037,885.52				
5200 Interfund Transfers - Out	325,000.00				
Total Other Expenditures and Financing Uses	\$3,362,885.52				
TOTAL ACTUAL EXPENDITURES & OTHER FINANCING USES	\$44,693,206.86	\$37,943.14		\$16,335.00	

	<u>Capital Reserve (690. Capital Reserve (1431)(32)</u> <u>1850)(31)</u>	<u>Other Capital Projects</u> <u>Fund(39)</u>	<u>Debt Service(40)</u>	<u>Permanent(90)</u>
1000 Instruction				
1100 Regular Programs - Elementary / Secondary				
1200 Special Programs - Elementary / Secondary				
1300 Vocational Education				
1400 Other Instructional Programs - Elementary / Secondary				
1500 Nonpublic School Programs				
1800 Pre-Kindergarten				
Total Instruction				
2000 Support Services				
2100 Support Services - Students				
2200 Support Services - Instructional Staff				
2300 Support Services - Administration				
2400 Support Services - Pupil Health				
2500 Support Services - Business				
2600 Operation and Maintenance of Plant Services				
2700 Student Transportation Services				
2800 Support Services - Central				
Total Support Services				
3000 Operation of Non-Instructional Services				
3200 Student Activities				
3300 Community Services				
Total Operation of Non-Instructional Services				
4000 Facilities Acquisition, Construction and Improvement Services				
4600 Existing Building Improvement Services		184,231.36		
Total Facilities Acquisition, Construction and Improvement Services		\$184,231.36		
5000 Other Expenditures and Financing Uses				
5100 Debt Service / Other Expenditures and Financing Uses			8,064,494.83	
5200 Interfund Transfers - Out			4,505.17	
Total Other Expenditures and Financing Uses			\$8,069,000.00	
TOTAL ACTUAL EXPENDITURES & OTHER FINANCING USES		\$184,231.36	\$8,069,000.00	

	<u>Total</u>
1000 Instruction	
1100 Regular Programs - Elementary / Secondary	20,285,178.35
1200 Special Programs - Elementary / Secondary	6,219,270.53
1300 Vocational Education	1,107,358.04
1400 Other Instructional Programs - Elementary / Secondary	56,387.74
1500 Nonpublic School Programs	11,446.12
1800 Pre-Kindergarten	325,296.00
Total Instruction	\$28,004,936.78
2000 Support Services	
2100 Support Services - Students	1,435,331.18
2200 Support Services - Instructional Staff	1,811,411.68
2300 Support Services - Administration	2,527,130.29
2400 Support Services - Pupil Health	367,136.20
2500 Support Services - Business	820,759.63
2600 Operation and Maintenance of Plant Services	3,698,088.83
2700 Student Transportation Services	1,881,162.59
2800 Support Services - Central	22,301.05
Total Support Services	\$12,563,321.45
3000 Operation of Non-Instructional Services	
3200 Student Activities	762,063.11
3300 Community Services	54,278.14
Total Operation of Non-Instructional Services	\$816,341.25
4000 Facilities Acquisition, Construction and Improvement Services	
4600 Existing Building Improvement Services	184,231.36
Total Facilities Acquisition, Construction and Improvement Services	\$184,231.36
5000 Other Expenditures and Financing Uses	
5100 Debt Service / Other Expenditures and Financing Uses	11,102,380.35
5200 Interfund Transfers - Out	329,505.17
Total Other Expenditures and Financing Uses	\$11,431,885.52
TOTAL ACTUAL EXPENDITURES & OTHER FINANCING USES	\$53,000,716.36

LEA : 117414003 Jersey Shore Area SD

Printed 11/22/2021 11:35:09 AM

Page - 1 of 1

PSERS Salary Data (Salary Data should relate to the General Fund only)

Amount Description	Amount
Total Salary Base for salaries subject to PSERS withholding	16,621,277.42
Total Federally Funded salaries subject to PSERS withholding	784,581.34
	<hr/>

Title I Expenditure Data

Amount Description	Amount
Expenditures Funded with Current Title I Funds	495,780.00
Expenditures Funded with Carry over Title I Funds	
Total Title I Expenditure Data	\$495,780.00
	<hr/>

Title IV Revenue Data

Amount Description	Amount
Revenue from Title IV-A-1: Student Support and Academic Enrichment Grants	28,108.66
Revenue from Title IV-B: 21st Century Community Learning Centers	220,171.74
	<hr/>

Title V Revenue Data

Amount Description	Amount
Revenue from Title V-B-2: Rural and Low-Income School Programs	
Revenue from Title V-B-1: Small Rural School Achievement (Directly from the Federal Govt)	
	<hr/>

1.	<u>Current Special Education Expenditures/Expenses within Functions 1000, 2000, 3100, and 3200</u>	8,238,943.01
2.	<u>Current Special Education Expenditures for Instruction Functions 1000 and 3200</u>	6,070,159.70
3.	<u>Current Special Education Expenditures for Pupil Support Services Function 2100</u>	630,495.30
4.	<u>Current Special Education Expenditures for Instructional Staff Support Services Function 2200</u>	296,236.34
5.	<u>Current Special Education Expenditures for Student Transportation Support Services Function 2700</u>	284,297.25

Note: Do not report total Special Education expenditures for the functions listed above. Refer to the AFR User Manual for specific instructions on Funds/Functions/Objects to be included and excluded on each line.

Benefits for Staff Relative to Collective
Bargaining Agreements

	OBJECT	COVERED	NOT COVERED	TOTAL
10 General Fund	No Self Insurance data to report			
	211 Medical Insurance	3,327,020.79	1,275,131.43	4,602,152.22
	212 Dental Insurance	137,623.00	56,346.33	193,969.33
	215 Eye Care Insurance	6,313.26		6,313.26
	216 Prescription Insurance			
	271 Self-Insurance Medical Benefits			
	272 Self-Insurance Dental Benefits			
	275 Self-Insurance Eye Care Benefits			
	276 Self-Insurance Prescription Benefits			
	FUND TOTAL	\$3,470,957.05	\$1,331,477.76	\$4,802,434.81
50 Enterprise Fund	No Self Insurance data to report			
	211 Medical Insurance		104,030.56	104,030.56
	212 Dental Insurance		4,275.12	4,275.12
	215 Eye Care Insurance			
	216 Prescription Insurance			
	271 Self-Insurance Medical Benefits			
	272 Self-Insurance Dental Benefits			
	275 Self-Insurance Eye Care Benefits			
	276 Self-Insurance Prescription Benefits			
	FUND TOTAL		\$108,305.68	\$108,305.68
60 Internal Service Fund	No Self Insurance data to report			
	211 Medical Insurance			
	212 Dental Insurance			
	215 Eye Care Insurance			
	216 Prescription Insurance			
	271 Self-Insurance Medical Benefits			
	272 Self-Insurance Dental Benefits			
	275 Self-Insurance Eye Care Benefits			
	276 Self-Insurance Prescription Benefits			
	FUND TOTAL			
Total of All Funds		\$3,470,957.05	\$1,439,783.44	\$4,910,740.49

LEA : 117414003 Jersey Shore Area SD

Printed 11/22/2021 11:35:38 AM

Page - 1 of 1

Function	Special Education (Prior Year)	Nonspecial Education (Prior Year)	Total (Prior Year)	Special Education (Current Year)	Nonspecial Education (Current Year)	Total (Current Year)
2120 Guidance Services	115,500.67	638,258.05	753,758.72	131,779.22	669,939.03	801,718.25
2140 Psychological Services	227,137.26	56,784.32	283,921.58	234,732.54	58,683.14	293,415.68
2150 Speech Pathology and Audiology Services	248,525.11		248,525.11	260,488.32		260,488.32
2160 Social Work Services						
2260 Instruction and Curriculum Development Services	140,235.14	35,058.79	175,293.93	136,672.61	34,168.15	170,840.76
2350 Legal and Accounting Services	38,650.52	53,791.86	92,442.38	31,586.86	59,269.71	90,856.57
2420 Medical Services	23,735.71	131,163.82	154,899.53	22,138.02	112,545.22	134,683.24
2440 Nursing Services	19,318.21	106,752.62	126,070.83	17,616.33	89,557.86	107,174.19
2700 Student Transportation Services	423,570.46	1,426,332.24	1,849,902.70	396,141.13	1,485,021.46	1,881,162.59
Total	\$1,236,673.08	\$2,448,141.70	\$3,684,814.78	\$1,231,155.03	\$2,509,184.57	\$3,740,339.60

(PRINCIPAL AMOUNTS ONLY)

GOVERNMENTAL FUNDS/ ACTIVITIES

	Short-Term Borrowing	General Obligation Bonds/Notes	Authority Building Obligations	Other Long-Term Debt	Other Post- Employment Benefits (OPEB)	Compensated Absences	Net Pension Liability	Total
1. Debt at Beginning of Fiscal Year		27,195,000.00			10,513,885.00	726,603.36	57,700,897.00	96,136,385.36
2. Additional Debt Incurred During Year		8,069,000.00			2,114,803.00	364,650.65		10,548,453.65
3. Retirements and Repayments		10,544,000.00			1,813,165.00	339,585.13	656,164.00	13,352,914.13
4. Debt at End of Fiscal Year		24,720,000.00			10,815,523.00	751,668.88	57,044,733.00	93,331,924.88
5. Accreted Interest at End Of Fiscal Year								
6. Total Debt and Accreted Interest		24,720,000.00			10,815,523.00	751,668.88	57,044,733.00	93,331,924.88
7. Current Portion P&I - Due within 1 year		2,944,822.46						2,944,822.46
8. Interest Paid during current fiscal year		461,892.37						461,892.37

(PRINCIPAL AMOUNTS ONLY)

PROPRIETARY FUNDS

	Short-Term Borrowing	General Obligation Bonds/Notes	Authority Building Obligations	Other Long-Term Debt	Other Post- Employment Benefits (OPEB)	Compensated Absences	Net Pension Liability	Total
1. Debt at Beginning of Fiscal Year						1,025.00	1,198,103.00	1,199,128.00
2. Additional Debt Incurred During Year						800.00	56,164.00	56,964.00
3. Retirements and Repayments						545.00		545.00
4. Debt at End of Fiscal Year						1,280.00	1,254,267.00	1,255,547.00
5. Accreted Interest at End Of Fiscal Year								
6. Total Debt and Accreted Interest						1,280.00	1,254,267.00	1,255,547.00
7. Current Portion P&I - Due within 1 year								
8. Interest Paid during current fiscal year								

LEA : 117414003 Jersey Shore Area SD

Page - 2 of 3

Printed 11/22/2021 11:35:54 AM

Total Principal and Interest Payments Made by Your School - All Funds

Function	Fund		Principal (910)	Principal (920)	Interest (830)	Total (Principal +Interest)	Misc Other Uses (990)
5110	10	General Fund	2,576,000.00		461,885.52	3,037,885.52	
5110	20	Special Revenue Funds					
5110	30	Capital Projects Funds					
5110	40	Debt Service Fund					
5110	90	Permanent Fund					
5120	10	General Fund					
5120	20	Special Revenue Funds					
5120	30	Capital Projects Funds					
5120	40	Debt Service Fund	8,029,132.74		35,362.09	8,064,494.83	
Total Debt Payments - Governmental Funds			\$10,605,132.74		\$497,247.61	\$11,102,380.35	
Function	Fund		Principal (910)	Principal (920)	Interest (830)	Total (Principal +Interest)	
5110	50	Enterprise Fund					
5110	60	Internal Service Fund					
5120	50	Enterprise Fund					
5120	60	Internal Service Fund					
Total Debt Payments - Proprietary Funds							

Debt Details
Governmental Funds/ Activities

Debt Category	Debt Issue Date (MM/YYYY)	Principal Amounts Only			Debt at End of Fiscal Year	Current Portion Due Within One Year (Principal and Interest)	Interest Paid During Fiscal Year
		Debt at Beginning of Fiscal Year	Additions	Reductions / Repayments			
General Obligation Bonds/Notes – CIB	05/2021		8,069,000.00		8,069,000.00	500,120.36	
General Obligation Bonds/Notes – CIB	04/2020	9,975,000.00			9,975,000.00	222,913.80	143,589.02
General Obligation Bonds/Notes – CIB	11/2019	4,585,000.00		10,000.00	4,575,000.00	103,350.00	93,850.00
General Obligation Bonds/Notes – CIB	12/2015	1,668,000.00		1,668,000.00			31,801.35
General Obligation Bonds/Notes – CIB	03/2015	6,570,000.00		6,570,000.00			135,697.50
General Obligation Bonds/Notes – CIB	03/2015	105,000.00		105,000.00			1,850.00
General Obligation Bonds/Notes – CIB	06/2015	3,931,000.00		1,830,000.00	2,101,000.00	2,118,438.30	50,065.60
General Obligation Bonds/Notes – CIB	06/2015	206,000.00		206,000.00			1,163.90
General Obligation Bonds/Notes – CIB	03/2012	155,000.00		155,000.00			3,875.00
Compensated Absences		726,603.36	364,650.65	339,585.13	751,668.88		
Other Post-Employment Benefits (OPEB)		10,513,885.00	2,114,803.00	1,813,165.00	10,815,523.00		
Net Pension Liability		57,700,897.00		656,164.00	57,044,733.00		
Totals for Debt Entered:		\$96,136,385.36	\$10,548,453.65	\$13,352,914.13	\$93,331,924.88	\$2,944,822.46	\$461,892.37

Bond Details
Proprietary Funds

Debt Category	Debt Issue Date (MM/YYYY)	Principal Amounts Only			Debt at End of Fiscal Year	Current Portion Due Within One Year (Principal and Interest)	Interest Paid During Fiscal Year
		Debt at Beginning of Fiscal Year	Additions	Reductions / Repayments			
Compensated Absences		1,025.00	800.00	545.00	1,280.00		
Net Pension Liability		1,198,103.00	56,164.00		1,254,267.00		
Totals for Debt Entered:		\$1,199,128.00	\$56,964.00	\$545.00	\$1,255,547.00		

General Fund (10)**Section 1: Tuition/Purchased Services as Reported within Expenditure Detail**

Tuition Reported in General Fund Expenditures 1000-560

Purchased Services in General Fund Expenditures 1000-594 and 1000-597

Amount

3,348,222.52

Section 1 Total**\$3,348,222.52****Section 2: Tuition Paid to Institution Types During Fiscal Year****Tuition Paid For
Nonspecial Education****Tuition Paid For
Special Education****Total**

1 1306 Institutions

8,250.15

693.60

8,943.75

2 Institutionalized Children's Programs

3 Juveniles Incarcerated in Adult Facilities

4 Residential Treatment Facilities

5 Other Local Education Agencies

6 Brick and Mortar Charter Schools

693,029.55

774,004.89

1,467,034.44

7 Cyber Charter Schools

1,294,362.00

575,382.33

1,869,744.33

8 Career and Technology Centers

2,500.00

2,500.00

9 Approved Private Schools

10 PA Chartered Schools for the Deaf and Blind

11 Private Residential Rehabilitative Institutions

12 Juvenile Detention Centers

13 Special Program Jointures

14 Other Tuition Not Included Elsewhere In This Section

Section 2 Total**\$1,998,141.70****\$1,350,080.82****\$3,348,222.52**

LEA : 117414003 Jersey Shore Area SD

Printed 11/22/2021 11:36:12 AM

Page - 1 of 1

Fund	School	School Number	Local Personnel	Local Nonpersonnel	State Personnel	State Nonpersonnel	Federal Personnel	Federal Nonpersonnel	Total Explanation
10									
	Avis El Sch	3031	985,310.18	168,835.61	1,238,369.72	212,198.06	94,336.81	69,544.26	2,768,594.64
	Jersey Shore Area El Sch	5243	3,453,876.04	472,067.36	4,340,943.18	593,309.54	330,685.37	243,778.33	9,434,659.82
	Jersey Shore Area SHS	3034	3,907,359.16	713,464.72	4,910,895.45	896,705.55	374,103.33	275,785.66	11,078,313.87
	Jersey Shore MS	3033	2,956,748.41	468,659.31	3,716,137.08	589,026.18	283,088.75	208,690.52	8,222,350.25
	Salladasburg El Sch	5060	1,037,688.17	169,455.16	1,304,200.07	212,976.72	99,351.65	73,241.16	2,896,912.93
Total			12,340,981.96	1,992,482.16	15,510,545.50	2,504,216.05	1,181,565.91	871,039.93	34,400,831.51

